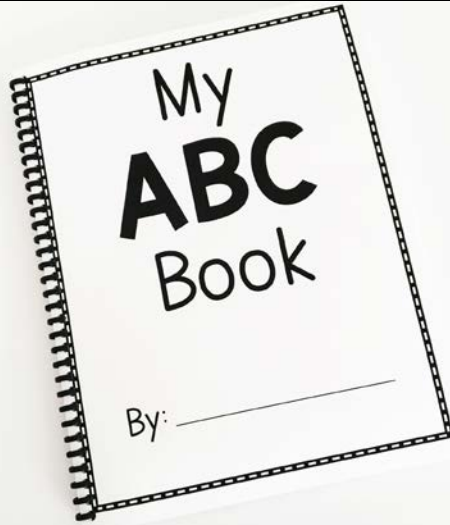


Paper Tearing ABC Book

B is for balloon.



D is for donut.



L is for leaf.




O is for octopus.



R is for rain.



V is for volcano.



W is for watermelon.



Z is for zucchini.



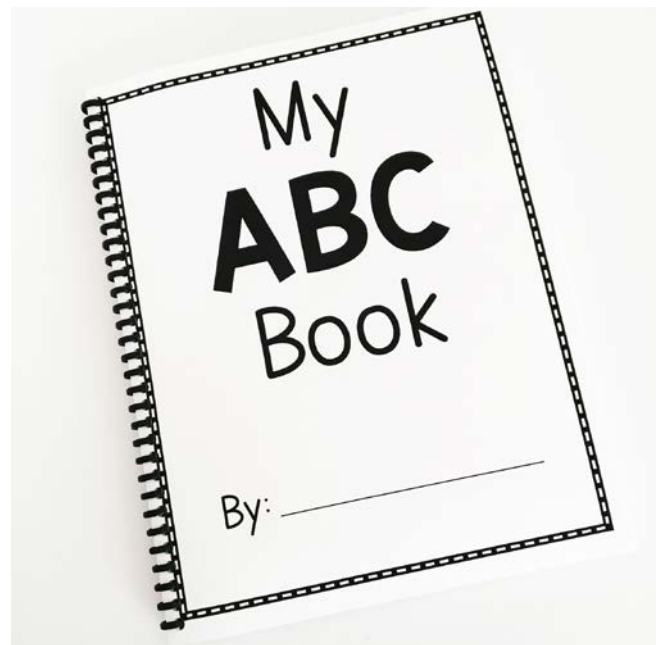
Ways to Use This ABC Book

- * Use it as a whole-group activity
- * Use it in small groups
- * Use it as part of your letter-of-the-week curriculum
- * Use it as a learning center activity (after modeling first)
- * Use it as a morning work tub activity
- * Use it as a fast-finisher activity
- * Make it a class book! Have each student complete one page. Bind the book (laminates first for durability) and place it in your classroom library!
- * Instead of construction paper, you can use tissue paper, scrapbook paper, printer paper, or another type of paper.

You definitely do not have to do paper tearing to use this ABC book! Alternatively, students can:

- Color the pictures
- Paint the pictures
- Glue/stick objects on the pictures that begin with that letter's sound (i.e. stickers for "S", yarn for "Y", dot markers for "D", ribbon for "R", etc.)

Once students have completed their books, I suggest binding the pages together using a binding machine. You can also three hole-punch the pages and tie them together with yarn or ribbon.



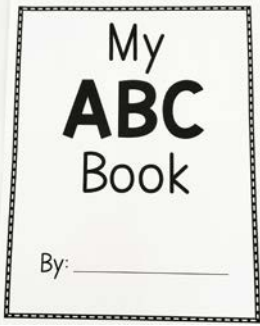
Benefits of Paper Tearing

I chose to design this ABC book as a paper tearing activity because paper tearing has great benefits in preschool and early elementary settings.

Paper tearing:

- helps strengthen muscles needed to use a tripod grasp
- improves coordination skills by having both hands work together
- encourages children to use problem-solving skills to determine how to fit and arrange pieces
- practices gluing skills
- allows students to be creative
- is inexpensive and is a great way to use up unused pieces of paper

Completed Page Examples



A is for apple.



B is for balloon.



C is for carrot.



D is for donut.



E is for egg.



F is for fish.



G is for gate.



H is for heart.



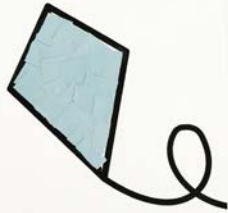
I is for igloo.



J is for jellyfish.



K is for kite.



L is for leaf.



M is for moon.



N is for nest.



O is for octopus.



P is for pear.



Q is for quilt.



R is for rain.



S is for sun.



T is for tooth.



U is for umbrella.



V is for volcano.



W is for watermelon.



X is for x-ray.



Y is for yarn.



Z is for zucchini.



X is for box.



Alternative
option for "X":

The next three pages show the alphabet book cover and example from both versions of the book. In the second version, students can trace the letter.

My
ABC
Book

By: _____

A is for apple.



A

is for apple.



PREVIEW