

# FINE MOTOR

## APPLES



By Katie Roltgen



# About This Resource:

This pack includes 14 fine motor activities that are perfect for small groups, morning tubs, centers, and more!

Some of the activities are printables and others require some preparation, such as cutting and laminating.

The activities are easy to adapt to your students' skills and your classroom needs.


Most of the activities include black-and-white options. Some activities, such as the color sorting bead activity, do not have a black-and-white option due to the nature of the activities.



# What's Included:




Tear and Glue



Cut and Glue




Make a Puzzle




Poke a Pin



Hole Punching



Linking Cards



Bead Counting  
and Sorting



Formation  
Cards



Sticker Pictures



Tweezing



Dough Mats



Clothespin  
Activity Cards



Cover Up Mats



Line Tracing



# 1. TEAR AND GLUE




Students will tear pieces of paper and glue them on the picture.

## 6 Picture Options:

Apple, applesauce, apple blossom, caramel apple, apple cider, apple tree

# 2. CUT AND GLUE



Students will cut 1-inch strips and glue the seeds on the apple.



# 3. MAKE A PUZZLE




Students will color, cut out, and glue the puzzle.

## 5 Puzzle Options:

Apple with a worm, apple, apple pie, apple jam, apple blossoms

# 4. POKE A PIN




Students will use a jumbo push pin to carefully poke the holes.

## 5 Picture Options:

Apple, worm, tree, apple pie, applesauce




# 5. HOLE PUNCHING



Students will punch apples to match the number on each card.

Includes numbers 1-12.

# 6. LINKING CARDS




Students will use plastic links to link the tree to the matching apple.

Includes 9 sets of linking cards.




# 7. BEAD COUNTING AND SORTING



You can select the counting cards or the color sorting cards.


Students will string beads onto the pipe cleaner to either show the number (top photo) or match the colors (bottom photo).





# 8. FORMATION CARDS

There are five sets of cards.



Prewriting  
lines (great  
for sand  
tracing!)



Uppercase  
alphabet



Lowercase  
alphabet




Numbers  
1-10



Shapes  
(14 cards)



# 9. STICKER PICTURES



Students will use small stickers to outline the picture.

5 Picture Options:  
Apple, applesauce,  
caramel apple, worm,  
apple pie

# 10. TWEEZING

There are two options: color sorting (11 cards) or counting (numbers 1-20).






# 11. DOUGH MATS



Students will use playdough to form apples in different colors.

There are 10 half-page sized cards and 10 quarter-page sized cards.

# 12. CLOTHESPINS



Students will count the apples in each basket and clip the correct number.

Cards are included for numbers 0-10.




# 13. COVER UP MATS



Students will use small objects to cover the dots on each apple. You could use buttons, mini erasers, or any other small object.

You can easily turn this into a gluing practice activity!

# 14. LINE TRACING



Students will use a dry-erase marker to trace the lines from top to bottom.

Includes 21 cards.