


FINE MOTOR

BACK TO SCHOOL



By Katie Roltgen

About This Resource:

This pack includes 14 fine motor activities that are perfect for small groups, morning tubs, centers, and more!

Some of the activities are printables and others require some preparation, such as cutting and laminating.

The activities are easily adapted to your students' skills and your classroom needs.

Most of the activities include black-and-white options. However, some activities, such as the color sorting bead activity, do not have a black-and-white option due to the nature of the activities.


What's Included:



Tear and Glue



Cut and Glue



Make a Puzzle




Poke a Pin



Hole Punching




Linking Cards



Bead Counting and Sorting



Formation Cards



Sticker Pictures



Tweezing



Dough Mats



Clothespin Activity Cards



Cover Up Mat

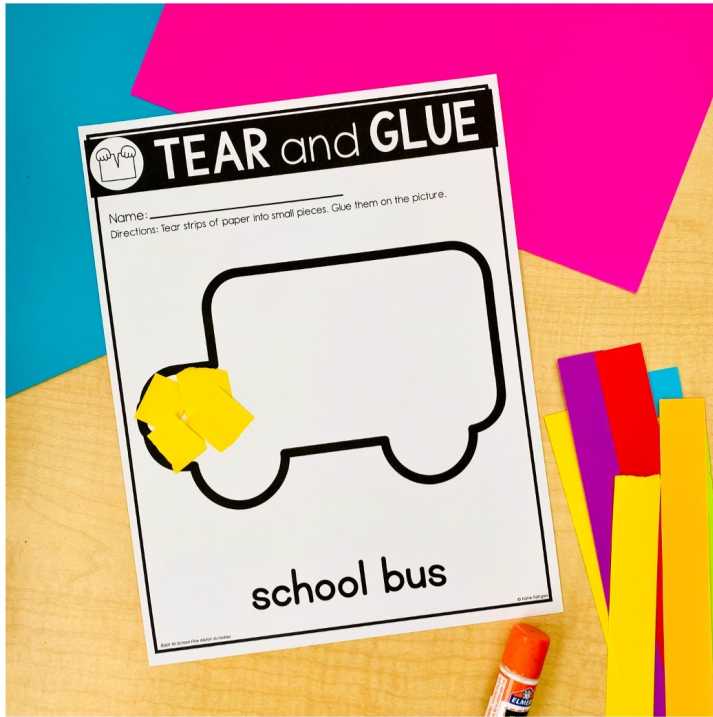


Line Tracing

Materials Needed:

Construction paper
Glue sticks
Student scissors
Crayons
Jumbo push pins
Single hole punch
Plastic links
Pipe cleaners
Plastic pony beads
Sand tray
Mini erasers
Small stickers
Pom-pom balls
Tweezers, Tongs, or Scoops
Playdough
Clothespins
Dot stickers
Buttons or other small objects
Dry-erase markers
Five 1-inch binder rings (optional)
Printer paper and cardstock
Laminator and laminating pouches


1. TEAR AND GLUE



Students will tear pieces of paper and glue them on the picture.


8 Picture Options:
Apple, School Bus (shown), Backpack, Desk, Lunch Box, School, Glue, Star

2. CUT AND GLUE



Students will cut 1-inch strips and glue the pictures on the backpack.


3. MAKE A PUZZLE



Students will color, cut out, and glue the puzzle.

5 Puzzle Options:
School Bus (shown),
Scissors, Apple,
Crayon, Pencil

4. POKE A PIN



Students will use a jumbo push pin to carefully poke the holes.

6 Picture Options:
Scissors, School Bus,
Crayon, Glue, Book,
Marker

5. HOLE PUNCHING



Students will trace the picture and punch on the dots.

4 Picture Options:
Scissors, Pencil,
Crayon, Apple

6. LINKING CARDS



Students will use plastic links to link the children to the school.

Includes 6 sets of linking cards.

7. BEAD COUNTING AND SORTING



You can select the counting cards or the color sorting cards.

Students will string beads onto the pipe cleaner to either show the number or match the colors.

8. FORMATION CARDS

There are five sets of cards.



Prewriting
lines (great
for sand
tracing!)




Uppercase
alphabet



Lowercase
alphabet




Numbers
1-10



Shapes
(14 cards)

9. STICKER PICTURES



Students will use small stickers to outline the picture.

5 Picture Options:
Glue, Scissors, Pencil,
Crayon, Paint brush

10. TWEEZING



Students will use tweezers to sort pom-pom balls onto the cards.

Includes cards for red, orange, yellow, green, blue, purple, pink, black, brown, gray, and white.

11. DOUGH MATS



Students will use playdough to form the pictures.

There are 20 half-page sized cards and 20 quarter-page sized cards.

12. CLOTHESPINS



Students will count and clip the correct number.

13. COVER UP MAT



Students will use small objects to cover the dots. You could use buttons, mini erasers, or any other small object.

You can easily turn this into a gluing practice activity!

14. LINE TRACING



Students will use a dry-erase marker to trace the lines from left to right.

Includes 12 cards.