

# MORNING TUBS

for December



By Katie Roltgen

# About this Resource:

This is a set of 20 activities designed to be used in Kindergarten morning work tubs. The activities incorporate common Kindergarten skills in the areas of literacy, math, fine motor, and more. They require supplies that many teachers can find in their classrooms, such as math manipulatives, magnetic letters, and playdough.

A few things...

1. You may want to change up the activities from what I have suggested or omit certain ones, and that's fine! I designed this resource to provide some activities that teachers could use to save planning and prep time, but it does not have to be used exclusively. You may want to add additional activities based on your own ideas or your students' needs and interests. Or, if you need more than 20 tubs and don't want to duplicate any of these activities, you will have to make your own additional tubs. I have provided a list of additional morning work tub ideas.
2. Some of the activities can be customized or changed based on what you have in your classroom.

# About this Resource:

3. I am including an information page for each activity. In the instructions, it says to place the activities into a container. You can use whatever works in your classroom.

Ideas:

- Place activities in plastic tubs and keep them in a tub organizer.
  - Place activities into plastic bags and rotate them around your students' tables each day.
  - You can make multiple copies of an activity and have all of the students at a table do the same activity.
4. I highly recommend laminating all of the pieces, not just the ones that require dry-erase marker or playdough use. It helps them last longer. I also recommend printing on cardstock.
  5. Finally, I have a Facebook group where you can get ideas or tub storage, rotation, and more!  
[Click here to join!](#)

# Supplies Needed:

## Supplies for students to use:

Magnetic letters

Cookie sheet

Mini whiteboards

Dry-erase markers (Various colors)

Magnifying glass (Optional)

Clothespin

Plastic buttons (or another counter/manipulative)

Color-sided die (optional)

Mini erasers

Six-sided die

Playdough in various colors

20 cotton balls

Plastic tweezers

## Preparing the activities:

Dot stickers

Cardstock

Laminating machine

Scissors or paper trimmer

## Storing the activities:


Tubs or gallon-sized zipper baggies

# Activities Included:

Penguin Rhyme Match-Ups	Pg. 9
Winter Word Building Cards	Pg. 16
Letter Tracing Cards (Two versions)	Pg. 21
Find-it Letter Mats	Pg. 50
CVC Word Building Cards (Two versions)	Pg. 77
Hot Cocoa Count & Clip Cards	Pg. 118
Snowman Button Ten Frame Mats	Pg. 127
Finish the Shape Cards	Pg. 148
Number Tracing	Pg. 153
Counting Cookies Puzzles	Pg. 157
Winter Number Order Puzzles	Pg. 172
Color-by-Number Cards	Pg. 185
Ice Skating Line Tracing	Pg. 188
Winter Pattern Cards	Pg. 197
Tree Playdough Mats	Pg. 203
Real/Nonsense Word Sort	Pg. 214
Hot Cocoa Roll & Cover	Pg. 219
Winter Directed Drawing Activity	Pg. 223
How Many Marshmallows?	Pg. 228
Tracing Picture Cards	Pg. 232
Student Instruction Cards	Pg. 235



# Activities Included:



Rhyming Match-Ups



Winter Word Building




Letter Tracing



Find-It Letter Mats




CVC Word Building



Count & Clip Cards



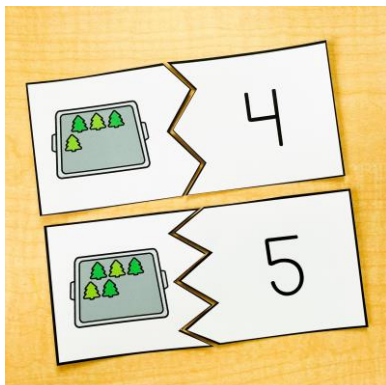
Ten Frame Mats



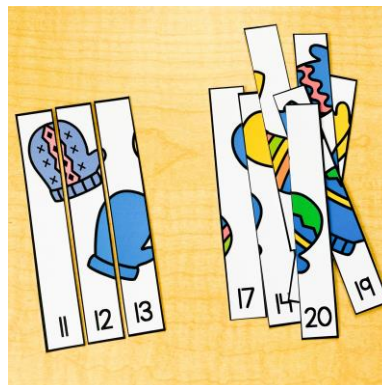
Finish the Shape Cards




Number Tracing



Counting Cookies Puzzles




Number Order Puzzles



Color-by-Number Cards

## Activities Included:




# Ice Skating Line Tracing



## Winter Pattern Cards



## Tree Playdough Mats



## Real/Nonsense Word Sort



## Hot Cocoa Roll & Cover



## Directed Drawing



## Marshmallow Counting



## Tracing Pictures



# Student Instruction Cards

There is a student instruction card for each activity.  
Here are some examples.

## Ten Frame Mats

I can show  
each  
number on  
a ten  
frame.



## Word Sort

I can sort  
real and  
nonsense  
words.



hat



mem