Take A Peek Inside...

Father's Day Craft Activities

What's Included

This is a set of two Father's Day craft activities: A tie shape book, and a coupon wallet. There are versions for "Dad", "Grandpa", and "Uncle", as well as a generic version, so you can meet the needs of your individual students. *If you need a different version, let me know and I'll make it for you!* Note: This document is not editable. If you would like any changes made, please contact me. ☺

A Closer Look

Tie Shape Book:

This is an eight-page shape book that gives sentence prompts for students to complete. There is space for students to draw a picture as well. Versions for Dad, Grandpa, and Uncle are included, plus a generic version ("Dad" is shown below). The prompts are the same for all versions.

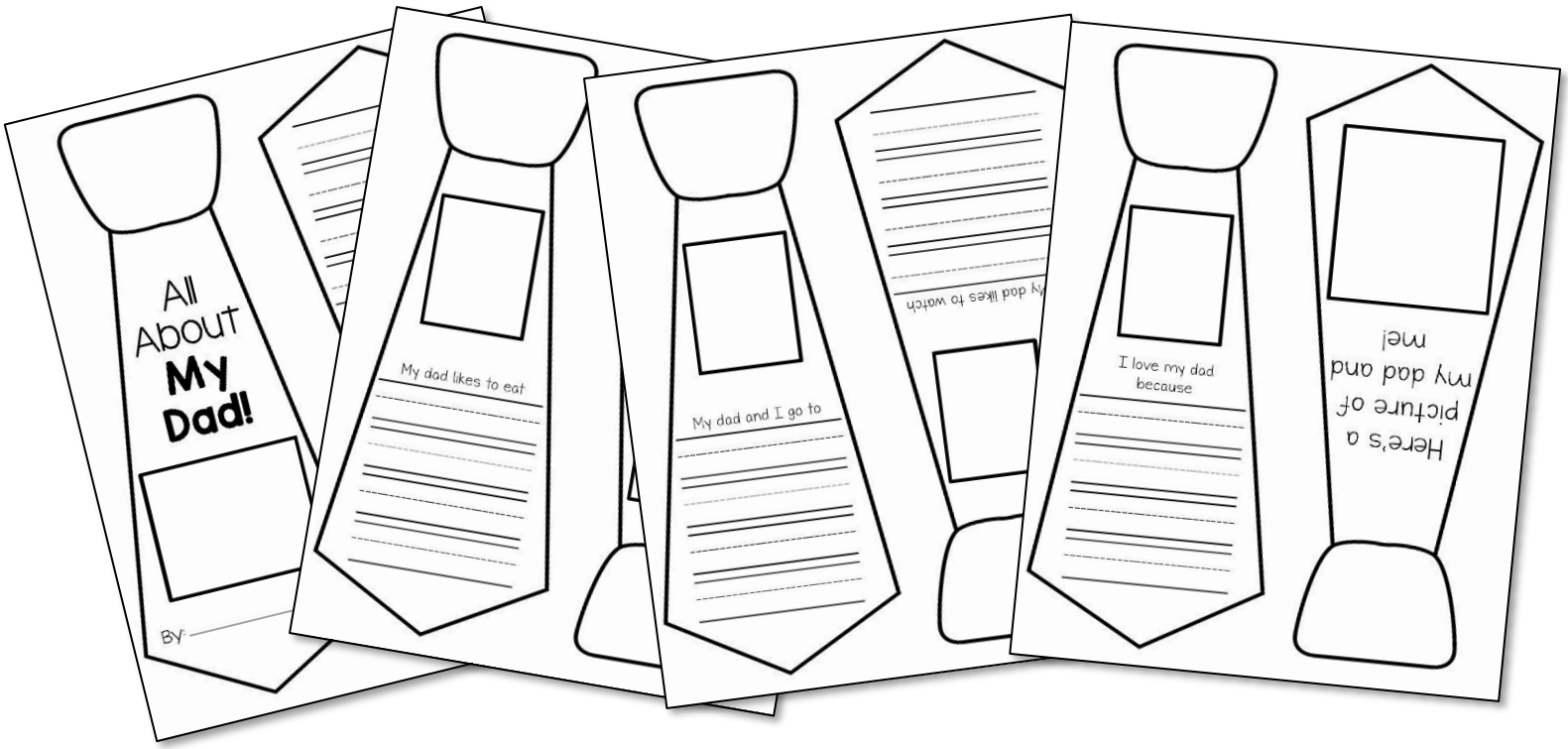

A Closer Look

Coupon Wallet:

This craft includes the wallet template and 12 coupons (nine already-made coupons, plus three blank coupons for your students to customize). Versions for Dad, Grandpa, and Uncle are included, plus a generic version ("Dad" is shown below). The coupons are the same for all versions.

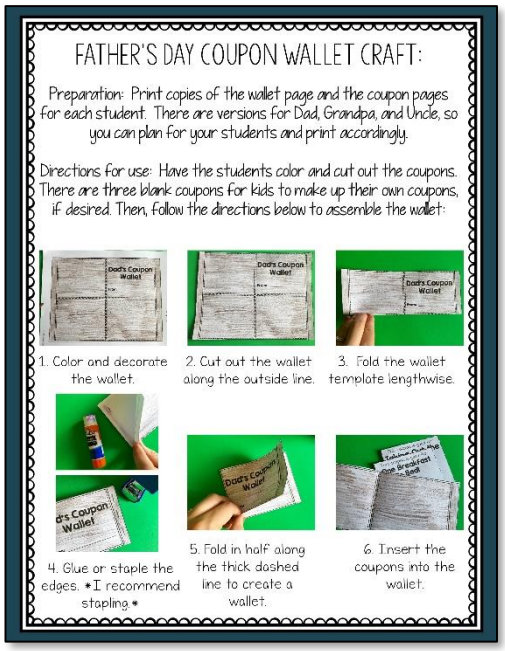

FATHER'S DAY COUPON WALLET CRAFT:

Preparation: Print copies of the wallet page and the coupon pages for each student. There are versions for Dad, Grandpa, and Uncle, so you can plan for your students and print accordingly.

Directions for use: Have the students color and cut out the coupons. There are three blank coupons for kids to make up their own coupons, if desired. Then, follow the directions below to assemble the wallet:

1. Color and decorate the wallet.
2. Cut out the wallet along the outside line.
3. Fold the wallet template lengthwise.
4. Glue or staple the edges. *I recommend stapling.*
5. Fold in half along the thick dashed line to create a wallet.
6. Insert the coupons into the wallet.
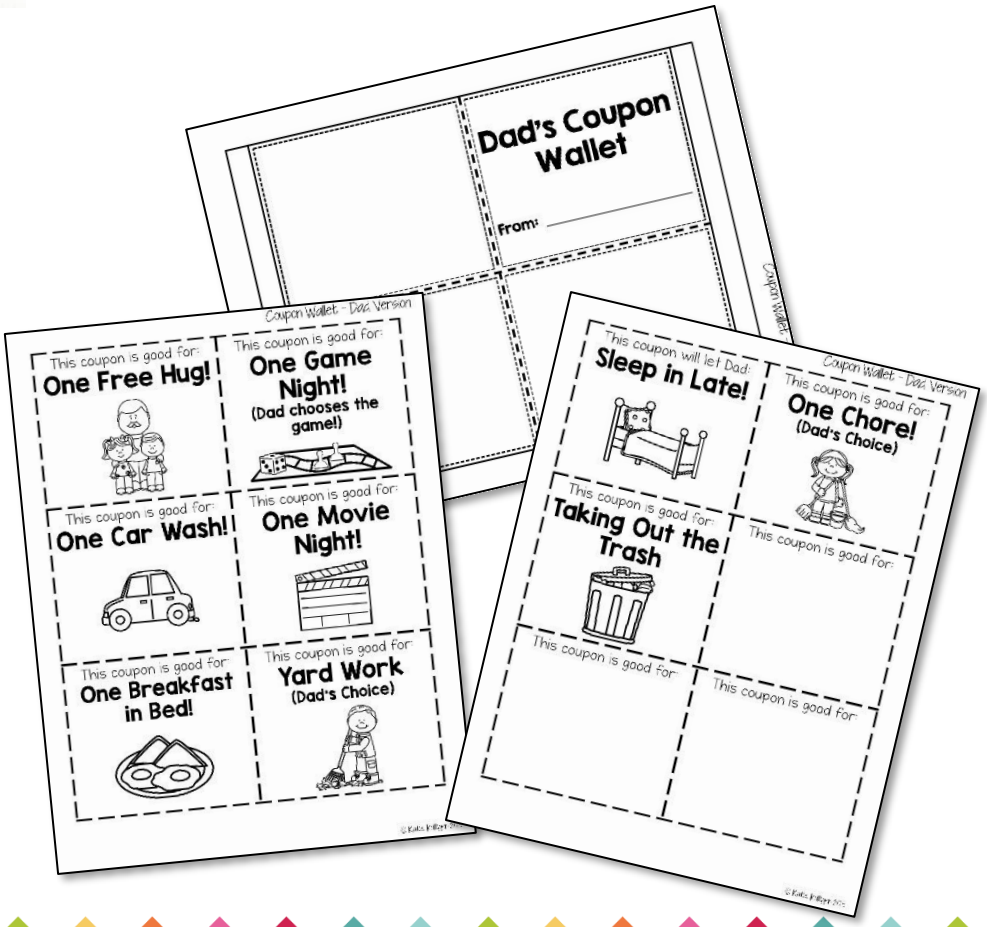
Visual instructions included