

# FINE MOTOR HALLOWEEN



By Katie Roltgen

# About This Resource:

This pack includes 14 fine motor activities that are perfect for small groups, morning tubs, centers, and more!

Some of the activities are printables and others require some preparation, such as cutting and laminating.

The activities are easy to adapt to your students' skills and your classroom needs.

Most of the activities include black-and-white options. Some activities, such as the color sorting bead activity, do not have a black-and-white option due to the nature of the activities.




# What's Included:



Tear and Glue




Cut and Glue



Make a Puzzle



Poke a Pin



Hole Punching




Linking Cards



Bead Sorting



Formation Cards



Sticker Pictures



Tweezing




Dough Mats



Clothespin Activity Cards



Cover Up Mats



Line Tracing

# 1. TEAR AND GLUE



Students will tear pieces of paper and glue them on the picture.

5 Picture Options:  
Ghost, candy corn,  
cauldron, pumpkin,  
candy


# 2. CUT AND GLUE



Students will cut 1-inch strips and glue the candy on the candy bag.



# 3. MAKE A PUZZLE



Students will color, cut out, and glue the puzzle.

5 Puzzle Options:  
Cauldron, bat, owl  
with candy corn,  
ghosts, candy corn


# 4. POKE A PIN



Students will use a jumbo push pin to carefully poke the holes.

5 Picture Options:  
Candy, candy corn,  
ghost, cauldron,  
pumpkin


# 5. HOLE PUNCHING



Students will punch candies to match the number on each card.

Includes numbers 1-12.

# 6. LINKING CARDS



Students will count the candy and use plastic links to link the candy card to the correct number.

Includes 11 pairs of linking cards.




# 7. SORTING BEADS BY COLOR



Students will string beads onto the pipe cleaner to match the colors.

# 8. FORMATION CARDS

There are five sets of cards.



Prewriting  
lines (great  
for sand  
tracing!)



Uppercase  
alphabet



Lowercase  
alphabet




Numbers  
1-10



Shapes  
(14 cards)



# 9. STICKER PICTURES



Students will use small stickers to outline the picture.

5 Picture Options:  
Candy corn, spider web, cauldron, spider, mask

# 10. TWEEZING



Students will use tweezers to sort pom-pom balls by color.

# 11. DOUGH MATS



Students will use playdough to form spiders in different colors.

There are 10 half-page sized cards and 10 quarter-page sized cards.

# 12. CLOTHESPINS




Students will count the ghosts and clip the correct number.

Cards are included for numbers 0-10.




# 13. COVER UP MATS



Students will use small objects to cover the dots on each picture. You could use buttons, mini erasers, or any other small object.

You can easily turn this into a gluing practice activity!

# 14. LINE TRACING



Students will use a dry-erase marker to trace the lines from left to right.

Includes 21 cards.