

MORNING TUBS

for January



By Katie Roltgen

About this Resource:

This is a set of 20 activities designed to be used in Kindergarten morning work tubs. The activities incorporate common Kindergarten skills in the areas of literacy, math, fine motor, and more. They require supplies that many teachers can find in their classrooms, such as math manipulatives, magnetic letters, and playdough.

A few things...

1. You may want to change up the activities from what I have suggested or omit certain ones, and that's fine! I designed this resource to provide some activities that teachers could use to save planning and prep time, but it does not have to be used exclusively. You may want to add additional activities based on your own ideas or your students' needs and interests. Or, if you need more than 20 tubs and don't want to duplicate any of these activities, you will have to make your own additional tubs. I have provided a list of additional morning work tub ideas.
2. Some of the activities can be customized or changed based on what you have in your classroom.

About this Resource:

3. I am including an information page for each activity. In the instructions, it says to place the activities into a container. You can use whatever works in your classroom.

Ideas:

- Place activities in plastic tubs and keep them in a tub organizer.
 - Place activities into plastic bags and rotate them around your students' tables each day.
 - You can make multiple copies of an activity and have all of the students at a table do the same activity.
4. I highly recommend laminating all of the pieces, not just the ones that require dry-erase marker or playdough use. It helps them last longer. I also recommend printing on cardstock.
 5. Finally, I have a Facebook group where you can get ideas or tub storage, rotation, and more!
[Click here to join!](#)

Supplies Needed:

Supplies for students to use:

Magnetic letters or letter tiles

Clothespin

Sand tray

Dry-erase markers in a variety of colors

Plastic ice cubes or plastic blocks

Plastic links

Snowflake mini-erasers or any small counters

Plastic linking cubes

Plastic counting chips (or pom-pom balls)

Plastic pony beads (blue, yellow, green, purple, red, orange, pink, white)

Pipe cleaners

Pom-pom balls

Plastic tweezers

Pencil

Paper clip

OPTIONAL ITEMS: Plastic penguin figurine, sensory bin with cotton balls, small whiteboard, and a pocket cube.

Preparing the activities:

Dot stickers

Cardstock

Laminating machine

Scissors or paper trimmer


Storing the activities:

Tubs or gallon-sized zipper baggies


Activities Included:

Rhyming Dominoes	Pg. 9
Word Family Snowflake Sort	Pg. 14
Missing Letter Cards	Pg. 18
Beginning Sound Clip-It Cards	Pg. 29
Snowy Letter or Word Writing	Pg. 40
Winter Number Tracing	Pg. 53
Build an Igloo	Pg. 64
Mitten Count & Match	Pg. 78
Snow Globe Ten Frames	Pg. 99
Missing Number Lines	Pg. 120
Real-Life 2-D Shape Puzzles	Pg. 137
Plastic Cube Winter Measurement	Pg. 146
Gumball Roll & Add	Pg. 153
Winter Roll & Graph	Pg. 156
CVC Word Tracing Pictures	Pg. 160
Healthy/Unhealthy Food Sort Activity	Pg. 164
Plastic Bead Pattern Cards	Pg. 167
Directed Drawing Activity	Pg. 174
Mitten Activity	Pg. 179
Spin a Snowman	Pg. 186
Student Instruction Cards	Pg. 188


Activities Included:




Rhyming Dominoes



Word Family Sort



Missing Letter Cards




Beginning Sound Clip-It




Letter or Word Writing



Winter Number Tracing




Build an Igloo




Mitten Count & Match




Snow Globe Ten Frames



Missing Number Lines



Real-Life Shape Puzzles



Winter Measurement

Activities Included:



Roll & Add




Winter Roll & Graph




CVC Tracing Pictures




Food Sort Activity




Plastic Bead Patterns



Directed Drawing



Mitten Activities




Spin a Snowman

Student Instruction Cards

There is a student instruction card for each activity.
Here are some examples.

Letter Writing


I can write the letters.



© Katie Roligan

Addition Mittens

I can add.



$3+1=$

$1+2=$

© Katie Roligan