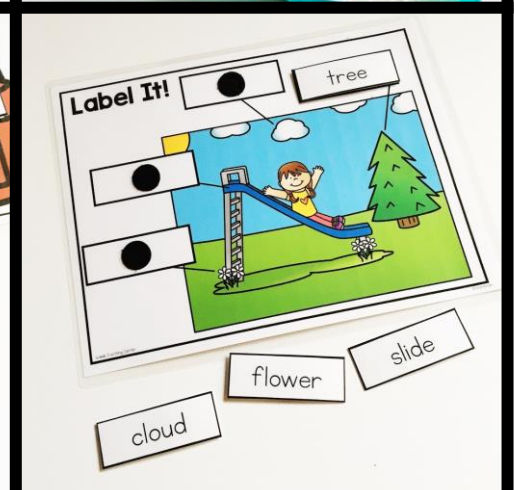



KINDERGARTEN LITERACY CENTERS



A Systematic, Non-Thematic Centers Solution By Katie Roltgen

ABOUT THIS RESOURCE

Thanks for your interest in my Kindergarten Literacy Centers Growing Bundle!

What's Included: Each pack contains 20 literacy centers designed for kindergarten. They are **not thematic** and can be used at any time and in a variety of classroom settings. This means you can rearrange any of the 180 activities to fit your needs!

For each month, there are four weeks' worth of centers. I placed the activities in the grid in a specific order but you can rearrange them and use them whenever you choose. For example, you can use an activity from Week 2 in Week 4 instead if you prefer.


OCTOBER CENTERS					
	Sight Words	Sort It Out	Letters and Sounds	Literacy Spotlight	I'm a Writer!
Week 1	Cover-Up Cards	-an/-ap Word Families Sort	First Sound Cover-Up Cards	Syllable Cards	Room Scavenger Hunt
Week 2	Hidden Picture	First Sounds M/S/R/T Sort	-an/-ap/-at Missing First Sound Cards	First Sound Vertical Clip Cards	Cut/Paste Sentences
Week 3	Playdough Stamping	Word or Letter Sort	Letter Building Cards	Sticky Rhyme Cards	Label a Picture
Week 4	Sand Writing	First Sounds N/B/P/A Sort	Letter Hunt	-an/-ap/-at Puzzles	Picture Prompt Writing



Centers Grid example

ABOUT THIS RESOURCE

There are five center types: Sight Words, Sort It Out, Letters and Sounds, Literacy Spotlight, and I'm a Writer. Each skill area has a new center activity for each week.



There are practice pages with the Sort It Out centers, Letters and Sounds centers, and Literacy Spotlight centers. Each of the I'm a Writer centers includes a writing page. The practice pages are all optional, but they work well for student accountability.

The goal is for each student to complete each bin once per week. I've always done centers as part of my guided reading block and had students complete centers individually while I'm meeting with another group. However, you can use these in whatever way works with your class and your schedule!

Read a blog post about these centers here: <http://bit.ly/SeptemberCentersfork>

PLANNING AND PREP WORK

Planning the Centers: I have included a grid with the centers planned out for you. I also included a blank planning grid that you can write on to customize as needed.

I suggest creating two sets of each center and having a total of 10 bins.

Preparation: For the majority of the centers, I suggest printing on cardstock and laminating for maximum durability. For any centers that include color graphics, I also included a black-and-white version. You can print the black-and-white version on colored cardstock to make them pop!

Materials: I included a list of materials and supplies you'll need in order to implement the centers. Some materials are listed as optional. There also may be some materials that you can substitute if you don't have the exact thing I listed. I tried my hardest to keep the required materials limited while still providing maximum student engagement and hands-on learning opportunities.


Management Tools: I have included a variety of organizational and management tools that are highlighted on the next six pages.

TUB/BIN STORAGE LABELS

Print these labels on sticker paper or on cardstock. Stick or tape onto your plastic bins. I use cheap plastic shoeboxes from Target!


Tip: Print twice the number of labels and attach one set onto your shelves. This helps students know where to return their bin.

The second set is editable in Adobe.



STUDENT TRACKING TOOLS

The bundle includes two options to help students keep track of which centers they have completed each week. Each option is editable. You must use Adobe in order to edit.



PLASTIC BIN STORAGE LABELS

You can store each month's activities in a plastic bin. There are labels included for each month.



BINDER STORAGE LABELS

If you choose to store the center activities in a binder, there is a cover page and two options for binder spine labels for each month.



ACTIVITY STORAGE LABELS

These labels will work for labeling your individual activities regardless of how you decide to store them. I printed my labels on sticker paper and cut them out with a paper trimmer.



STUDENT INSTRUCTION CARDS

There are half-page student instruction cards included for every center activity!

Rainbow Writing

I can spin
and write.




Hidden Picture

I can find
the words.



Syllable Clip Cards

I can count
syllables and
clip the
number.



SCOPE & SEQUENCE

	Sight Words	Sort It Out	Letters and Sounds	Literacy Spotlight	I'm a Writer!
September	Hands-On Activities	Concepts About Print, Syllables, Rhyming	First Sound Isolation, Letter Formation, Letter Sounds, Letter Identification	Rhyming, Syllables, Short A Word Families, Reading Common High Frequency Words	Labeling a Picture, Sentence Structure and Mechanics, Using Drawing or Writing to Supply Information
October	Hands-On Activities	Short A Word Families, Concepts About Print, First Sound Isolation, Letter Sound Knowledge	First Sound Isolation, Letter Formation, Letter Sound Knowledge, Letter Identification	Syllables, First Sound Isolation, Letter Sound Knowledge, Rhyming, Short A Word Families, Blending Onsets and Rimes	Sentence Structure and Mechanics, Labeling a Picture, Using Drawing or Writing to Supply Information and Tell About a Topic

SCOPE & SEQUENCE

	Sight Words	Sort It Out	Letters and Sounds	Literacy Spotlight	I'm a Writer!
November	Hands-On Activities	Short I Word Families, First Sound Isolation, Syllables, Medial Vowel Isolation	Letter Sounds, Letter Identification, First Sound Isolation, Medial Vowel Isolation	Short I Word Families, Reading Common High Frequency Words, Rhyming, Letter Sounds	Making a List, Labeling a Picture, Applying Letter-Sound Knowledge to Write Words
December	Hands-On Activities	First Sound Isolation, Short U Word Families, Medial Vowel Isolation	First Sound Isolation, Final Sound Isolation, Letter Formation	Short A, I, and U Word Families, Syllables, Rhyming, Substituting Phonemes to Make New Words, Letter Sounds	Drawing or Writing to Tell About a Topic, Reading and Writing Common High Frequency Words, Sentence Structure and Mechanics, Letter-Sound Knowledge

SCOPE & SEQUENCE

	Sight Words	Sort It Out	Letters and Sounds	Literacy Spotlight	I'm a Writer!
January	Hands-On Activities	First Sound Isolation, Short O Word Families, Medial Vowel Isolation	Letter Formation, First Sound Isolation, Letter Sounds	Short U Word Families, Letter Sounds, Reading Common High Frequency Words	Drawing or Writing to Tell About a Topic, Sentence Structure and Mechanics, Labeling a Picture, Applying Letter-Sound Knowledge to Write Words
February	Hands-On Activities	Word Families, Letter Sounds, Medial Vowel Isolation	Letter Sounds, Medial Vowel Isolation, First and Final Sound Isolation	Reading Common High Frequency Words, Letter Sounds, Short O Word Families, Distinguishing Between Similar CVC Words	Sentence Structure and Mechanics, Applying Letter-Sound Knowledge to Write Words, Writing About a Sequence, Drawing or Writing to Tell About a Picture

SCOPE & SEQUENCE

	Sight Words	Sort It Out	Letters and Sounds	Literacy Spotlight	I'm a Writer!
March	Hands-On Activities	Final Sound Isolation, Digraphs Ch and Sh, Long Vowels a/i	First and Final Sound Isolation, Letter Sounds, Medial Vowel Isolation, CVCe Words with "a" or "I"	Letter Sounds, Reading Common High Frequency Words	Writing to Give an Opinion, Applying Letter-Sound Knowledge to Write Words. Writing About a Sequence
April	Hands-On Activities	Long Vowels i/o, Beginning Blends, Short Vowel Sounds, Digraphs Ch/Sh/Th	Letter Sounds, Beginning and Ending Blends, First and Final Sound Isolation, Medial Vowel Isolation, CVCe Words with "i" or "o"	Distinguishing Between Similar CVC Words, Blending Onsets and Rimes, Letter Sounds, Beginning Blends	Drawing or Writing to Tell a Story, Writing to Give an Opinion, Writing About a Sequence, Applying Letter-Sound Knowledge to Write Words

SCOPE & SEQUENCE

	Sight Words	Sort It Out	Letters and Sounds	Literacy Spotlight	I'm a Writer!
May	Hands-On Activities	Beginning Blends, Long Vowels, Short Vowels	Letter Sounds, Digraphs Ch/Sh/Th, Vowel Isolation, Blends	Syllables, Letter Sounds, Reading Common High-Frequency Words	Drawing or Writing to Give Information and Tell About a Topic, Writing About a Sequence, Applying Letter-Sound Knowledge to Write Words, Sentence Mechanics

SEPTEMBER CENTERS

	Sight Words	Sort It Out	Letters and Sounds	Literacy Spotlight	I'm a Writer!
Week 1	Rainbow Writing	Letter/Not a Letter Sort	Writing Letters in Sand	Rhyming Puzzles	"My name is ____." / Draw a Picture
Week 2	Sand Writing	Uppercase/ Lowercase Sort	Magnetic Letters First Sound Cards	Syllable Clip Cards	Label a Picture
Week 3	Hair Gel Bag Writing	Syllables Sort	First Sound Cover-Up	"I see a ____." Make a Sentence	"I see a ____." Sentence/ Draw a Picture
Week 4	Magnetic Letter Word Building	Rhyme/ Do Not Rhyme Sort	Spin and Smash OR Spin and Cover	-at/-an/-ap Sticky Words	Trace or Write Sentences

OCTOBER CENTERS

	Sight Words	Sort It Out	Letters and Sounds	Literacy Spotlight	I'm a Writer!
Week 1	Cover-Up Cards	-an/-ap Word Families Sort	First Sound Cover-Up Cards	Syllable Cards	Room Scavenger Hunt
Week 2	Hidden Picture	First Sounds M/S/R/T Sort	-an/-ap/-at Missing First Sound Cards	First Sound Vertical Clip Cards	Cut/Paste Sentences
Week 3	Playdough Stamping	Word or Letter Sort	Letter Building Cards	Sticky Rhyme Cards	Label a Picture
Week 4	Sand Writing	First Sounds N/B/P/A Sort	Letter Hunt	-an/-ap/-at Puzzles	Picture Prompt Writing

NOVEMBER CENTERS

	Sight Words	Sort It Out	Letters and Sounds	Literacy Spotlight	I'm a Writer!
Week 1	Hair Gel Bag Writing	-ig/-in/-it Sort	Missing Letter Cards	"A ___ can go." Make a Sentence	Draw a Word
Week 2	Magnetic Letter Word Building	First Sounds C/L/F/I Sort	Spin and Smash OR Spin and Cover	-in/-ip/-it Sticky Words	Grocery Store List
Week 3	Rainbow Writing	Syllables Sort	-ig/-in/-it Missing First Sound Cards	CVC Clip-It Cards	Label a Picture
Week 4	Cover-Up Cards	Medial Vowel Sort	Middle Sound Sticky Cards	Vertical Rhyming Clip-It Cards	"I like ____." Writing

DECEMBER CENTERS

	Sight Words	Sort It Out	Letters and Sounds	Literacy Spotlight	I'm a Writer!
Week 1	Hidden Picture	First Sounds D/Z/G/U Sort	First Sound Cover-Up	-ig/-in/-it Puzzles	"I like my ----." Writing
Week 2	Playdough Stamping	-ug/-un/-ub Word Family Sort	Missing Final Sound Cards	Read and Check: CVC Words with a/i/u	"I Like" Mini Book
Week 3	Hair Gel Bag Writing	Short a/i/u Medial Sound Sort	Spin and Smash OR Spin and Cover	Make-a-Rhyme Cards	Zoo Animal Writing
Week 4	Roll and Trace	Real or Nonsense Word Sort	Write Letters in Sand	Syllable Cards	Cut and Paste Sentence

JANUARY CENTERS

	Sight Words	Sort It Out	Letters and Sounds	Literacy Spotlight	I'm a Writer!
Week 1	Magnetic Letter Word Building	First Sounds H/K/J/W/O Sort	Letter Race	-ub/-ug/-un Puzzles	Picture Prompt
Week 2	Cover-Up Cards	-ot/-op Word Family Sort	First Sound Cover-Up Cards	Clip-a-Picture	Draw a Word
Week 3	Playdough Stamping	Real or Nonsense Word Sort	First Sound Clip-It Cards	Sticky Sentences	Write a Packing List
Week 4	Hidden Picture	Short u & Short o Medial Sound Sort	Spin and Smash OR Spin and Cover	Sticky Words: -ub/-ug/-un Words	Labeling a Picture

FEBRUARY CENTERS

	Sight Words	Sort It Out	Letters and Sounds	Literacy Spotlight	I'm a Writer!
Week 1	Sight Word Stamping	-at/-in/-ug Word Families Sort	Short i/o/u Medial Sticky Sounds	CVC Distinguishing Cards	Fix-It-Up Sentences
Week 2	Magnetic Letter Word Building	-an/-ip/-ub Word Families Sort	Ending Sound Clip-It Cards	Scrambled Sentences	Write the Room
Week 3	Bead Stringing	-ed/-en/-et Word Families Sort	Read and Draw	CVC Word Find-It Mats	Sequence and Write
Week 4	Rainbow Writing	Short e/ Short u Medial Sort	Word Puzzles	Roll-a-Word	Picture Prompt Writing

MARCH CENTERS

	Sight Words	Sort It Out	Letters and Sounds	Literacy Spotlight	I'm a Writer!
Week 1	Playdough Stamping	Final Sounds P/G/T Sort	CVC Missing Letter Cards	Sticky Sentences	Opinion Writing
Week 2	Magnetic Letter Word Building	Ch-/Sh- Sort	Medial Vowel Sort and Write	Change the Sound Mats	Sequence and Write
Week 3	Sight Word Stamping	Long A/I Sort	CVC Word Writing	Make a Sentence	Story Writing
Week 4	Hidden Picture	Beginning Blends Bl-/Cl-/Fl- Sort	Color It: Short Vowels	Treasure Words Mat	Build a Sentence

APRIL CENTERS

	Sight Words	Sort It Out	Letters and Sounds	Literacy Spotlight	I'm a Writer!
Week 1	Cover-Up Cards	Short O/ Long O Sort	CVC Word Race	CVC Word Distinguishing Clip-It Cards	Narrative Writing Prompt Cards
Week 2	Rainbow Writing	Br-/Cr-/Fr- Blends	Blends Clip-It Cards	Roll, Read, and Graph	Opinion Writing
Week 3	Magnetic Letter Word Building	Short A/E/I Word Sort	CVCe Write-It Cards (Long I/O)	CVC Word Find-It Mats	Narrative Writing Story Starters
Week 4	Sand Writing	Digraphs Ch/Sh/Th Sort	CVC Word Missing Letter Cards	Spin-and-Cover Blends	Sequencing Mini Book

MAY CENTERS

	Sight Words	Sort It Out	Letters and Sounds	Literacy Spotlight	I'm a Writer!
Week 1	Playdough Stamping	Real/ Nonsense Word Sort	Stamping Words (CVC/CVCe)	Roll a Word	Picture Prompt
Week 2	Magnetic Letter Word Building	Blends Sn-/Sp-/St-Sort	Spin and Cover	Sentence Match-Ups	Sequence Writing
Week 3	Sand Writing	Long A/I/O Sort	Read and Draw	Syllable Sorting Cups	Fix-It-Up Sentences
Week 4	Hidden Picture	Short A/I Sort	Blends Clip-It Cards	Scrambled-Up Sentences	Write About It