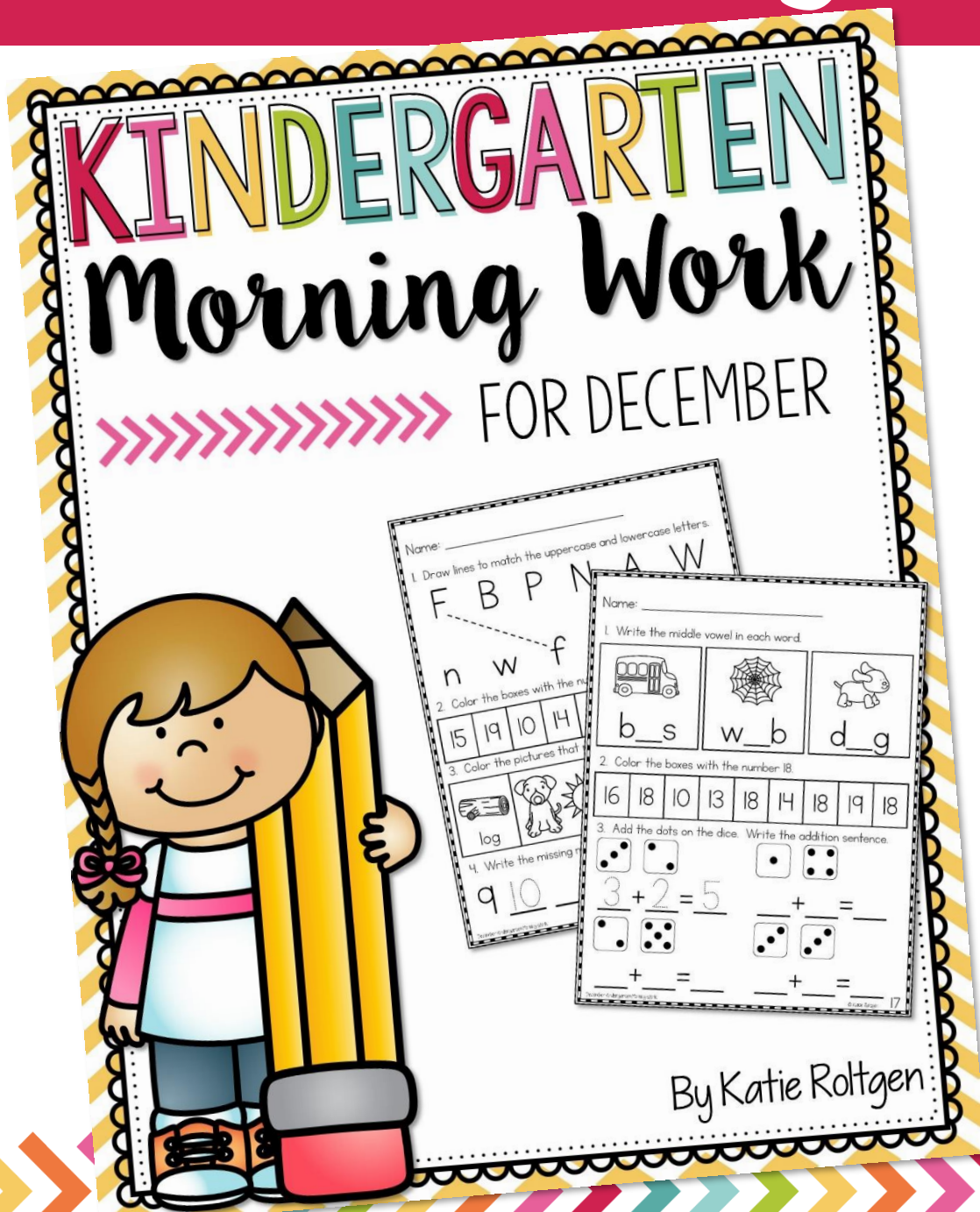


Take A Peek Inside...

December Morning Work for Kindergarten



Skills Covered

Here are the skills covered in this December Morning Work pack:

ELA/Writing:

Letter Identification

Letter Sounds

Letter Writing

First Sound Isolation

Rhyming

Syllables (1, 2, or 3)

Short Vowels

CVC Words

Simple Sentences

Writing CVC Words

Sentence Editing/Mechanics

Middle Sound Isolation

Final Sound Isolation

CVC Word Distinguishing

Math:

Number Recognition (0-20)

Number Writing (0-20)

2-D Shapes

3-D Shapes

Real-Life 3-D Shapes

Counting

Count and Tell How Many

Missing Numbers to 10

Comparing Sets

Comparing Numbers

Draw More to Make 5


Ten Frames to 20

0-10 Addition with Pictures



A Closer Look

December Morning Work



Name: _____

Name: _____

1. Circle the correct word under each picture.



hat hot

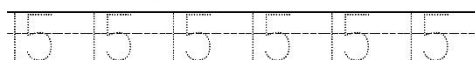


can cat




bat r


2. Trace the numbers.



3. Color 15 squares.



4. Show 15 on the ten frame.



Name: _____

1. Draw lines to match the uppercase and lowercase letters.


F B P N A W

n w f b a p

2. Color the boxes that have the number 15.



3. Color the pictures that rhyme with log.



4. Write the missing numbers.

9 10 _ 12 _ 14 _

December Morning Work



© Kellee Kellee

2

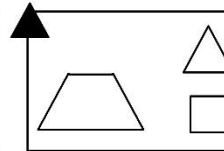
Name: _____

1. Trace and read the sentence. Color the picture that matches the sentence.

I see the rat.



2. Color the missing piece from each shape.



3. Color the next number in the sequence.



9, 10, 11, _ 12 13

December Morning Work

© Kellee Kellee

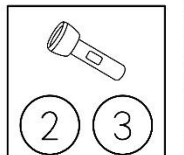
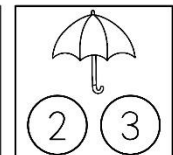

Name: _____

1. Write the word under the picture. In the last box, draw a picture of the word.

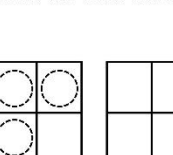
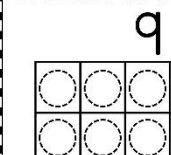


hat

2. Color the circle that shows the number of syllables in the word.



3. Draw circles to fill in the ten frames.



December Morning Work

© Kellee Kellee




5



A Closer Look

Name: _____

1. Circle the correct word under each picture.

 pan pat	 cap can	 man me
---	--	---

2. Trace the numbers.

16 16 16 16 16 16


3. Color 16 squares.

4. Show 16 on the ten frame.

Name: _____

1. Color the picture to match the sentence.


The jet is red.




2. Color the boxes that have the number 16.


15	16	19	16	10	16	16	13
----	----	----	----	----	----	----	----

3. Count and write the number of dots on each domino.







10








4. Color the picture that matches the word.

fan




















Name: _____

1. Write the first letter in each word.

 __an	 __an	 __an
---	---	---

2. Color the shapes.

 	 	 
---	---	---

3. Write the numbers that come before and after each number.

8	9	10		12	
---	---	----	--	----	--



© 2010 by Linda Ward Beech, Scholastic Teaching Resources

Name: _____

1. Rewrite the sentence with correct capitalization and punctuation.




this dog Is wet

2. Add the dots on the dominoes. Write the addition sentence.

3 + 2 = 5 + =




3. Write the middle vowel in each word.

		
p__t	m__p	c__p




Sounder Edition for Young Adults © Gail Gibber

Name: _____

1. Write the word under the picture. In the last box, draw a picture of the word.

 _____	 _____	 _____
--	--	---




2. Circle the letter for the last sound in each word.

 n t f	 b d c	 m r
--	--	---

3. Count the tally marks. Write the number.

Name: _____

1. Circle the correct word under each picture.

		
big bag	tab tag	jam ham

2. Trace the numbers.

3. Color 17 squares.

4. Show 17 on the ten frames.

Answer: Orange on Farming Glass

© 2015 by Linda Ward Beech



A Closer Look

Name: _____

1. For each word, write a word that rhymes.

top pop can _____
rug _____ kit _____


2. Color the boxes that have the number 17.


17	18	11	16	17	14	17	10
----	----	----	----	----	----	----	----


3. Write the missing numbers.

7 8 10 _____

4. Color the circle that shows the number of syllables in word.


☐ 1 ☐ 2



☐ 1 ☐ 2

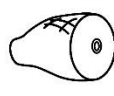

☐ 1 ☐ 2


© Kateri Kallgren

Name: _____

1. Write the first letter in each word.


_ag



_am



_ag

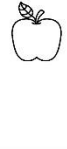
2. Circle the greater number.

3	4	8	2	5	7
1	0	9	10	6	2

3. Draw more apples to make 5 in each set.








© Kateri Kallgren

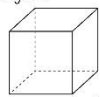

Name: _____

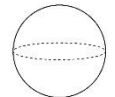

1. Add to the picture so it matches the sentence.



A frog is on the log.





2. Draw a line to match each 3-D shape to the matching object.










3. Color the pictures that rhyme with dig.









© Kateri Kallgren

Name: _____

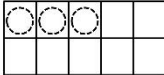
1. Write the word under the picture. In the last box, draw picture of the word.

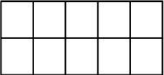





rag


2. Draw the correct number of dots on each ten frame.

3


10


6



3. Finish the sentence.


I like to go to _____


© Kateri Kallgren

Name: _____

1. Circle the correct word under each picture.


 tap sap



 net nap

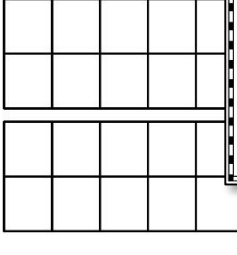

 cap ca

2. Trace the numbers.

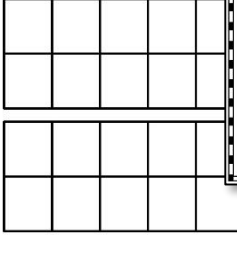
8 8 8 8 8 8

3. Color 18 squares.






4. Show 18 on the ten frame.





© Kateri Kallgren

Name: _____

1. Write the middle vowel in each word.


 b_s



 w_b



 d_g


2. Color the boxes that have the number 18.

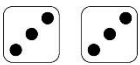
16	18	10	13	18	14	18	19	18
----	----	----	----	----	----	----	----	----

3. Add the dots on the dice. Write the addition sentence.


 $3 + 2 = 5$


 $1 + 4 = 5$


 $1 + 5 = 6$


 $3 + 3 = 6$



© Kateri Kallgren



A Closer Look

Name: _____

1. Write the first letter in each word.

 ap  ap

2. Draw circles to show each number.

12

10

3. Draw lines to match the uppercase letter to the lowercase letter.





D Y G M q m d e y g

© Katerpillar 18

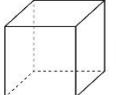

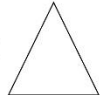

Name: _____

1. Color the picture that matches the sentence.

I see a can and

2. Color the 2-D shapes red. Color the 3-D shapes blue.



3. Write the missing numbers.

 11 14



© Katerpillar 19

Name: _____

1. Write the word under the picture of the word.

2. Color the shapes that you see.

3. Write the missing letters.




H I K

O P S T

© Katerpillar 20


Name: _____

1. Circle the correct word under each picture.


 wed web  bed bad  fin fed

2. Trace the numbers.

3. Color 19 squares.



4. Show 19 on the ten frames.





© Katerpillar 21

Name: _____

1. Color the picture that matches the sentence.


Do you see a bat?

2. Color the boxes that have the number 10.

19 10 17 19 16 11


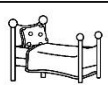
3. Count and write how many.




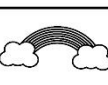
© Katerpillar 22

Name: _____

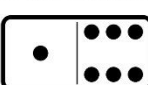

1. Write the first letter in each word.

 ed  ed

2. Color the circle that shows the number word.

3. Add the dots on the dominoes. Write the sum.

 + =  + =



© Katerpillar 23

Name: _____

1. Rewrite the sentence with correct punctuation.

i jump on

2. Circle the letter for the last sound.

 h k n  t r



3. Circle the greater number.

2 6 9 6 5 7 4 4 8




© Katerpillar 24

Name: _____



1. Write the word under the picture. In the last box, draw a picture of the word.

  red

2. Circle 2-D or 3-D under each shape.

 2-D 3-D  2-D 3-D  2-D 3-D

3. Color the picture that matches the word.

 sit  rag

© Katerpillar 25

