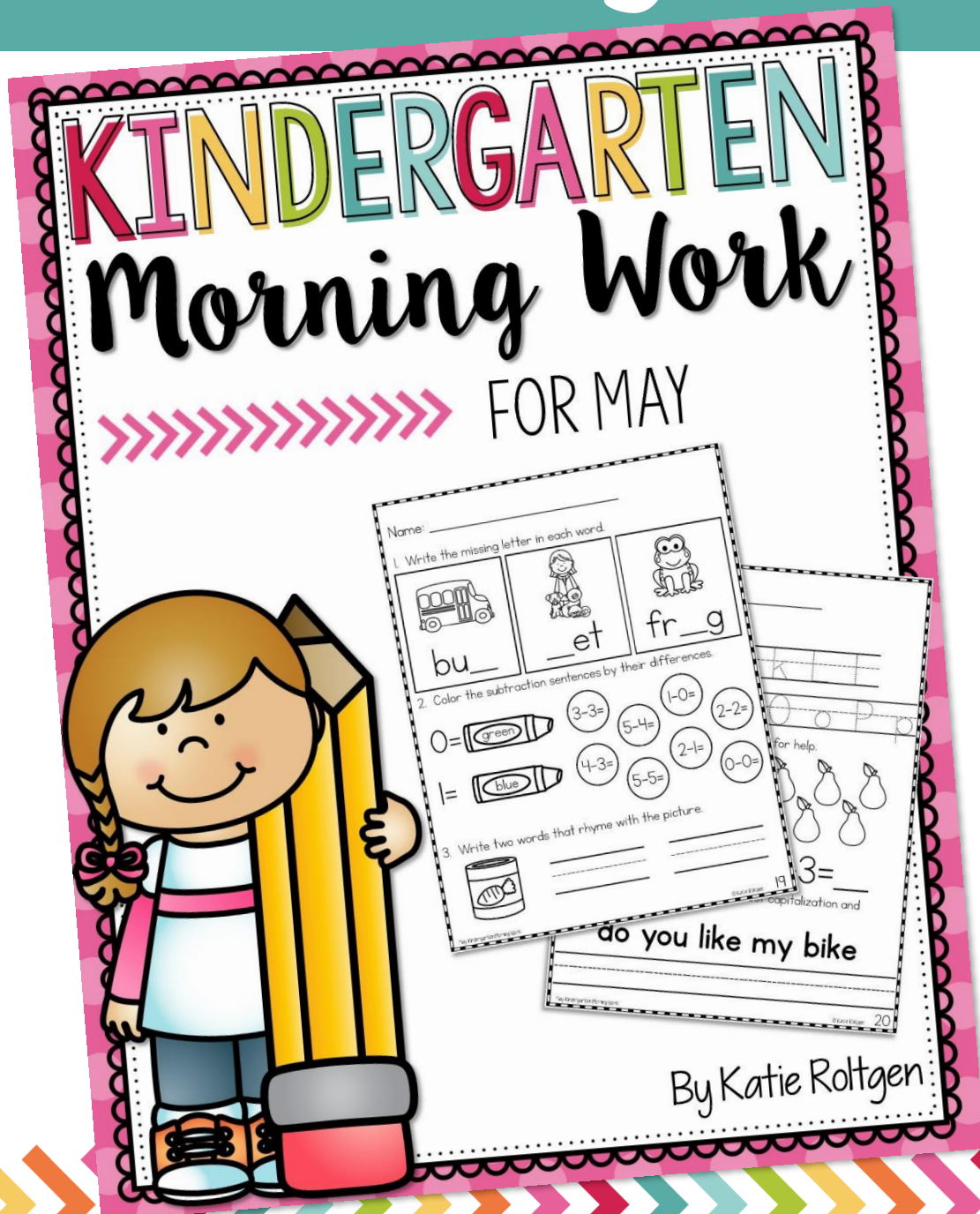


Take A Peek Inside...

May Morning Work for Kindergarten



Skills Covered

Here are the skills covered in this May Morning Work pack:

ELA/Writing:

Letter Identification
Letter Sounds
Letter Writing
First Sound Isolation
Rhyming
Syllables (1, 2, or 3)
Short Vowels
CVC Words
Simple Sentences
Writing CVC Words
Sentence Editing/Mechanics
Middle Sound Isolation
Final Sound Isolation
CVC Word Distinguishing
Sentence Writing
Simple Blends
Digraphs Ch- and Sh-

Math:

Number Recognition (0-20)
Number Tracing
2-D Shapes/3-D Shapes
Real-Life 3-D Shapes
Comparing Numbers
Count and Tell How Many
Missing Numbers to 10
Draw More to Make 10
Measurement (Weight)
Ten Frames to 20
Combinations to 10
0-5 Addition Fact Fluency
0-10 Subtraction with Pictures
Counting Forward
0-10 Addition with Pictures
Counting by Tens
Base Ten
Decomposing Numbers
Number Bonds



A Closer Look

May Morning Word



Name: _____

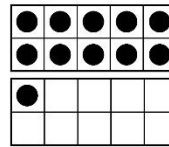

Name: _____

1. Write the word under each picture.

10



2. Use the ten frames to finish the addition sentence.



$$10 + \underline{\quad} = 19$$

$$10 + \underline{\quad} = \underline{\quad}$$


3. Subtract.

$$5 - 2 = \underline{\quad}$$

$$4 - 3 = \underline{\quad}$$


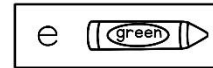
Name: _____

1. Write four words that rhyme with the picture.

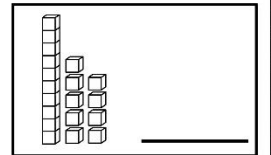
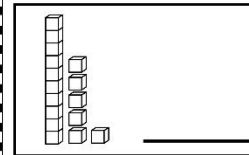


sun

2. Color each picture according to its middle sound.



3. Count and write how many.



Name: _____


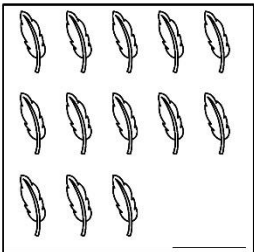
1. Add punctuation to each sentence. . ? !

Where is his dad

Here is my red cup

This drum is big

2. Count and write how many.



3. Add.

$$2 + 3 = \underline{\quad}$$

$$0 + 4 = \underline{\quad}$$

Name: _____

1. Read each sentence. Fill in the blank with one word from the word bank that makes the most sense.

line

sled

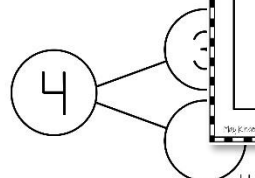
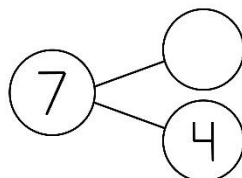
dish

1. My cat sips milk from a _____.

2. I cut on the _____.


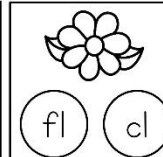

3. Did the _____ go down the hill?

2. Write the missing number in each number bond.

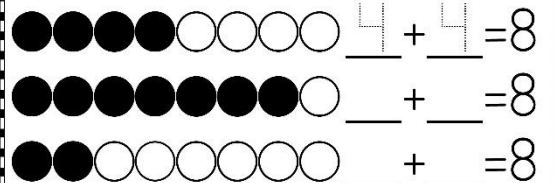


Name: _____




1. Color the beginning blend (two letters) in each word.



2. Write the addition sentence shown by the dots.






3. Circle the long vowel sound in each word.




A Closer Look

Name: _____


1. Write the word under each picture.

2. Color the addition sentences by sum.

5 =  4+2=

3+3=


6 =  1+4=

0+5=

1+5=

6+0=


3. Write four words that rhyme with the picture.




ship

Name: _____


1. Circle the correct word under each picture.



bus bun

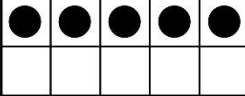


dig dog




rat

2. Add more dots to make 10. Then, finish the equation.



5 + ____ = 10



1 + ____ = 10

3. Draw a bigger circle.


4. Draw a smaller triangle.

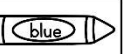
Name: _____



1. Finish the sentence.




I like my teacher
because _____

2. Color the 2-D shapes red. Color the 3-D shapes blue.

2-D 

3-D 






3. Count on from the first number.


7 8 _____

Name: _____


1. Color the circle that shows the number of syllables in the word.



(2) (3)



(2) (3)



(2) (3)

2. Circle the number that is greater.

(3) 0

2 9

1 7

5 10

4


6

3. Rewrite the sentence with correct capitalization and punctuation.


this is his bag

Name: _____


1. Write the beginning digraph (two letters) in each word.



__ell

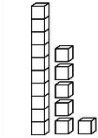


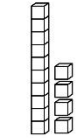
__in



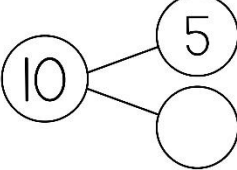
__i

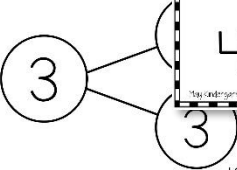
2. Count and write how many.






3. Write the missing number in each number bond.



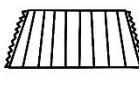


Name: _____


1. Write the first letter or letters in each word.



__ilt



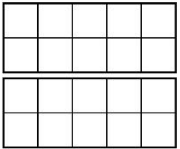
__ug



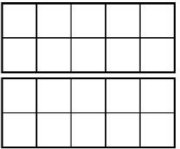
__eb

2. Draw dots to show each number on the ten frames.


12




17



3. Subtract. Cross off the pictures for help.



4-3=



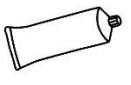
6-6=




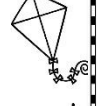
A Closer Look

Name: _____


1. Write the missing vowel in each word.



 t _ be



 r _ ke


 k _ t

2. Write the addition sentence shown by the dots.


 $5 + 3 =$


 $__ + __ =$


 $__ + __ =$

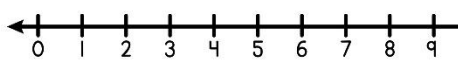
3. Write the missing numbers.

1	2		4			7		9
	12	13				16		18

Name: _____

1. Write a sentence that uses the word swim.

2. Add or subtract. Use the number line for help.



$5 + 3 = __$
 $\begin{array}{r} 1 \\ +4 \\ \hline \end{array}$

$2 - 2 = __$
 $\begin{array}{r} 10 \\ -7 \\ \hline \end{array}$

$6 - 1 = __$
 $\begin{array}{r} 6 \\ -1 \\ \hline \end{array}$

Name: _____

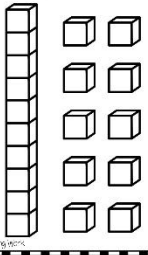
1. Trace the letters.

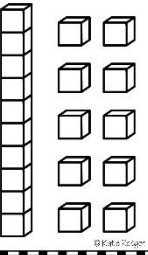
A a B b C c D d
 E e F f G g H h

2. Counting by tens, write the missing numbers.

$10 \quad 20 \quad 30 \quad __ \quad __ \quad 60$
 $70 \quad __ \quad 100 \quad __ \quad 120$

3. Color blocks to show each number.

13



15


Name: _____



1. In the box, draw a picture that matches the sentence.



She will win the race.



2. Trace the numbers.


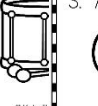


3. Draw a line to match each shape to the matching object.









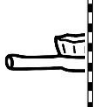



Name: _____

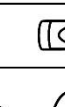

1. Write the beginning blend (two letters) in each word.

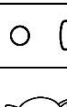


 _ _ own






 _ _ eep


 _ _ u

2. Color each picture according to its middle sound.


3. Add.


$0 + 0 = __$
 $2 + 3 = __$


$4 + 1 = __$
 $1 + 2 = __$

Name: _____

1. Circle the last letter in each word.


 k b f


 t r b

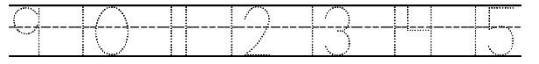

 g t p

2. Draw circles to show each number.

15

7

3. Trace the numbers.





A Closer Look

Name: _____

1. Add punctuation to each sentence.

Come swim with
Can I pet the d
I have a fish in

2. Write the addition sentence.

●●●●●●●●●●
●●●●●●●●●●
●●●●●●●●●●

3. Subtract.

4 1
-0 -1

18

Name: _____

1. Write the missing letter in each word.

bu__ __et fr__

2. Color the subtraction sentences by their difference.

0 = 3-3= 5-4= 1-0=
1 = 4-3= 2-1= 5-5=

3. Write two words that rhyme with the picture.

20

Name: _____

1. Trace the letters.

I i J j
M m N n

2. Subtract. Cross off the

9-2=

3. Rewrite the sentence with punctuation.

do you l

21

Name: _____

1. Write the word under each picture.

2. Add more dots to make 10. Then, finish the equation.

7+__=10 1+__=10

3. Circle the correct word under each picture.

leg log

kit sit

cup cut

22

Name: _____

1. Trace the letters.

Q q R r
U u V v

2. Add.

0 2
+5 +2

3. Count and write how many.

23

Name: _____

1. Read each sentence. Fill in the blank with one word from the word bank that makes the most sense.

win ride buy

1. Can I _____ my bike
2. The _____ will go far
3. Jen will _____ the game

2. Write the missing numbers.

9	10	11		18
4				
	16		6	

24

Name: _____

1. Circle the first sound in each word.

o i u a

2. Write the missing number.

8 7

3. Subtract. Cross off the

6-4=

25

Name: _____

1. Color the beginning blend in each word.

fr cl

dr br

sl st

2. Color each picture according to its middle sound.

o u

3. Add the dots on the dice. Write the addition sentence.

+ =

+ =

26

