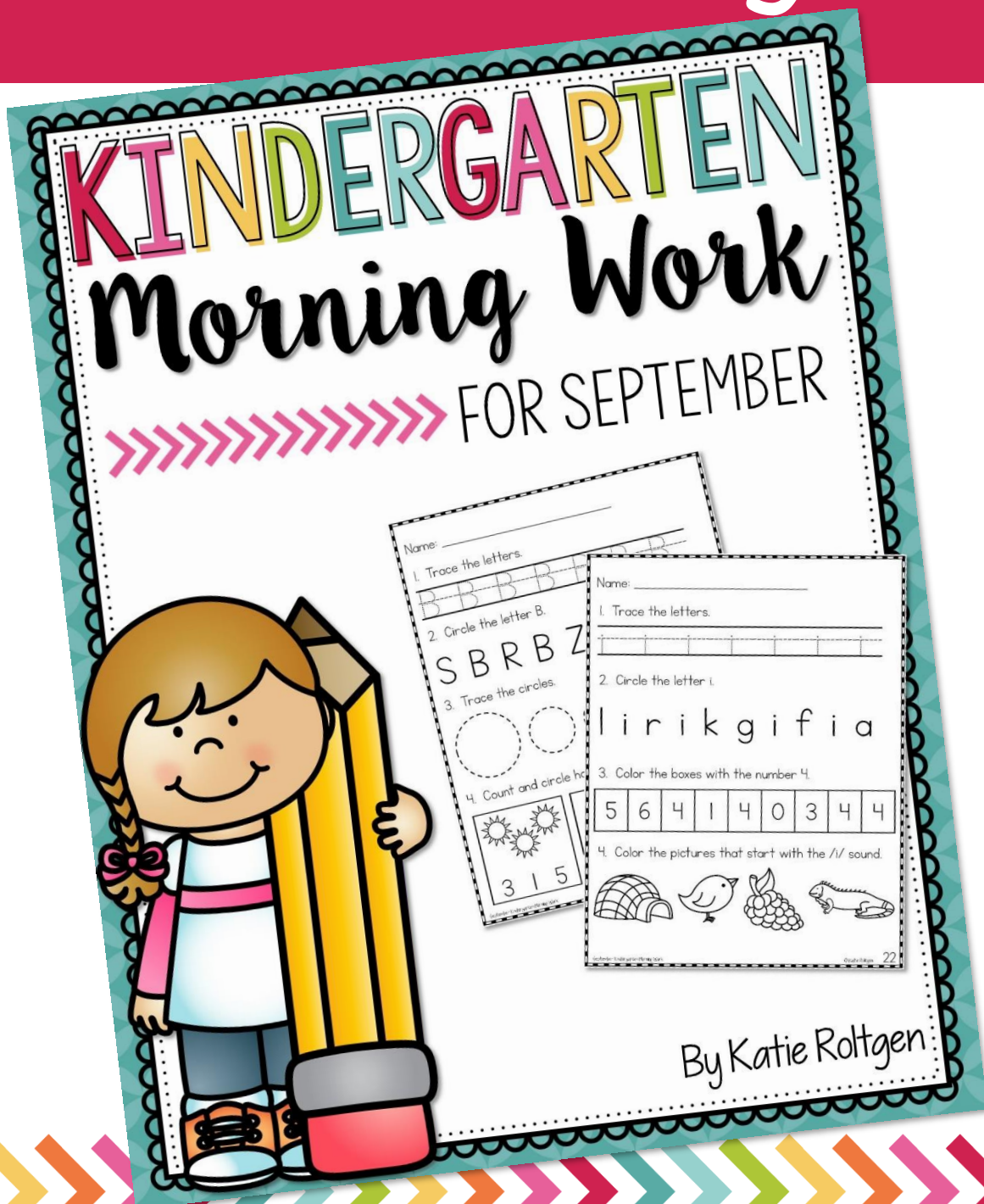


Take A Peek Inside...

September Morning Work for Kindergarten



Skills Covered

Here are the skills covered in this September Morning Work pack:

ELA/Writing:

Letter Identification
Letter Sounds
Letter Writing
First Sound Isolation
Rhyming
Syllables (1, 2, or 3)
Short Vowels

Math:

Number Recognition (0-10)
Number Tracing (0-10)
Number Writing (0-10)
2-D Shapes
Counting
Count and Tell How Many
Missing Numbers to 10
Comparing Sets
Draw More to Make 5



A Closer Look

September Morning Work



Name: _____

Name: _____

Trace the letters.



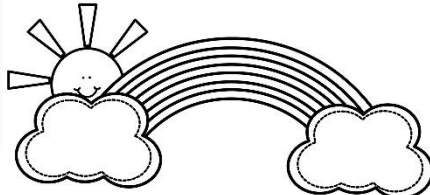
Circle the letter A.

TRACAPMA

Trace the numbers.

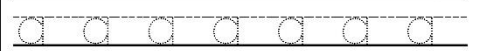


Color.



Name: _____

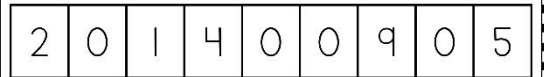
1. Trace the letters.



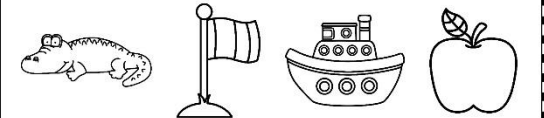
2. Circle the letter a.

p a o a f a y e a c

3. Color the boxes that have the number 0.



4. Color the pictures that start with the /a/ sound.



Name: _____

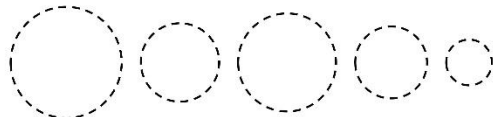
1. Trace the letters.




2. Circle the letter B.

S B R B Z B D B Y

3. Trace the circles.



4. Count and circle how many.



Name: _____

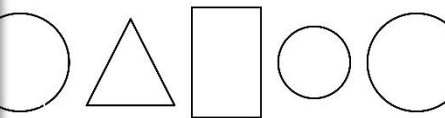
Trace the letters.




Circle the letter b.

g r b i d b p w

Color the shapes that are circles.

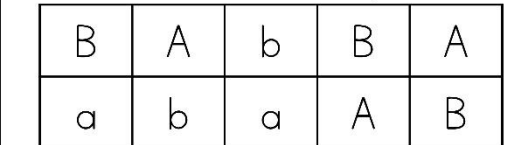


Color the pictures that start with the /b/ sound.



Name: _____


1. Color A and a blue. Color B and b yellow.



2. Count and write how many.



3. Color the pictures that rhyme with cat.



A Closer Look

Name: _____

1. Trace the letters.

C C C C C C C C


2. Circle the letter C.

C S C R X C C O J

3. Trace the numbers.

1 2 3 4 5 6 7 8 9 0

4. Color Umbrella.



Copyright © Good and Beautiful 2015

Name: _____

1. Trace the letters.

c c c c c c c


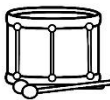


2. Circle the letter c.

p c o r c b c a c

3. Color the boxes that have the number 1.

| | | | | | | | |
|---|---|---|---|---|---|---|---|
| 0 | 3 | 1 | 7 | 1 | 6 | 1 | 1 |
|---|---|---|---|---|---|---|---|

4. Color the pictures that start with the /c/ sound.

© Pearson Education, Inc., publishing as Pearson Learning Solutions. All rights reserved.

Name: _____

1. Trace the letters.

D D D D D D D D




2. Circle the letter D.

D B P D O D W D T

3. Trace the squares.

□ □ □ □ □

4. Color the circle that shows the number of syllables in the word.

| | | |
|---|---|---|
|  |  |  |
| <input type="radio"/> 1 <input type="radio"/> 2 | <input type="radio"/> 1 <input type="radio"/> 2 | <input type="radio"/> 1 <input type="radio"/> 2 |

© 2009 by Linda Ward Beech

8

Name: _____

1. Trace the letters.

d d d d d d d d

2. Circle the letter d.

t d p g d b r d c z

3. Color the shapes that are squares.

[square] [rectangle] [circle] [square] [triangle]

4. Color the pictures that start with the /d/ sound.

[duck] [star] [dog] [pencil]

© Gail Burt

Name: _____


1. Color C and c green. Color D and d red.


| | | | | |
|---|---|---|---|---|
| C | d | D | c | D |
| c | c | d | D | C |


2. Write the missing numbers.


1 2 3 ____ 5 ____


3. Color the pictures that rhyme with cub.

















Name: _____

1. Trace the letters.


E A Y E I E H J E

2. Circle the letter E.

3. Trace the numbers.

2 2 2 2 2 2 2 2

4. Color 2 fish.



© 2009 by Linda Ward Beech, Scholastic Teaching Resources



A Closer Look

Name: _____

1. Trace the letters.

a e t g e e o v e

2. Circle the letter e.

3. Color the boxes that have the number 2.

| | | | | | | | |
|---|---|---|---|---|---|---|---|
| 2 | 5 | 6 | 2 | 7 | 2 | 3 | 0 |
|---|---|---|---|---|---|---|---|

4. Color the pictures that start with the /e/ sound.

© Kelle Kellie

Name: _____

1. Trace the letters.

F R F G E B F P

2. Circle the letter F.

3. Trace the triangles.

4. Count and write the number of dots on each domino.

2

13

© Kelle Kellie

Name: _____

1. Trace the letters.

f d f t y f e i f h

2. Circle the letter f.

3. Color the shapes that are triangles.

4. Color the pictures that start with the /f/ sound.

14

© Kelle Kellie

Name: _____

1. Color E and e orange. Color F and f yellow.

| | | | | |
|---|---|---|---|---|
| F | E | f | F | e |
| e | F | E | f | E |

2. Circle the group that has more.

3. Write the first letter in each word.

cat bed tea fan an up dog box

© Kelle Kellie

Name: _____

1. Trace the letters.

G R G C S G J P G

2. Circle the letter G.

3. Trace the numbers.

3 3 3 3 3 3 3

4. Color 3 bears.

16

© Kelle Kellie

Name: _____

1. Trace the letters.

g g g g g g g

2. Circle the letter g.

g p j d g b g m g

3. Color the boxes that have the number 3.

| | | | | | | | | |
|---|---|---|---|---|---|---|---|---|
| 3 | 7 | 3 | 1 | 0 | 4 | 3 | 3 | 5 |
|---|---|---|---|---|---|---|---|---|

4. Color the pictures that start with the /g/ sound.

17

© Kelle Kellie



A Closer Look

Name: _____

1. Trace the letters.

2. Circle the letter H.

3. Trace the rectangles.

4. Color the circle that shows the syllables in the word.

1 2

Name: _____

1. Trace the letters.

2. Circle the letter h.

3. Color the shapes that are rectangles.

4. Color the pictures that start with h.

1 2

Name: _____

1. Color G and g purple. Color H and h blue.

2. Write the missing letters.

3. Count and write how many.

Name: _____

1. Trace the letters.

2. Circle the letter I.

3. Trace the numbers.

4. Color 4 cans.

Name: _____

1. Trace the letters.

2. Circle the letter i.

3. Color the boxes that have the number 4.

4. Color the pictures that start with i.

Name: _____

1. Trace the letters.

2. Circle the letter J.

3. Trace the hexagons.

4. Draw more squares to make 5 in each box.

Name: _____

1. Trace the letters.

2. Circle the letter j.

3. Color the shapes that are hexagons.

4. Color the pictures that start with j.

Name: _____

1. Color I and i red. Color H and h blue.

2. Count and write how many.

3. Color the pictures that rhyme with dip.

