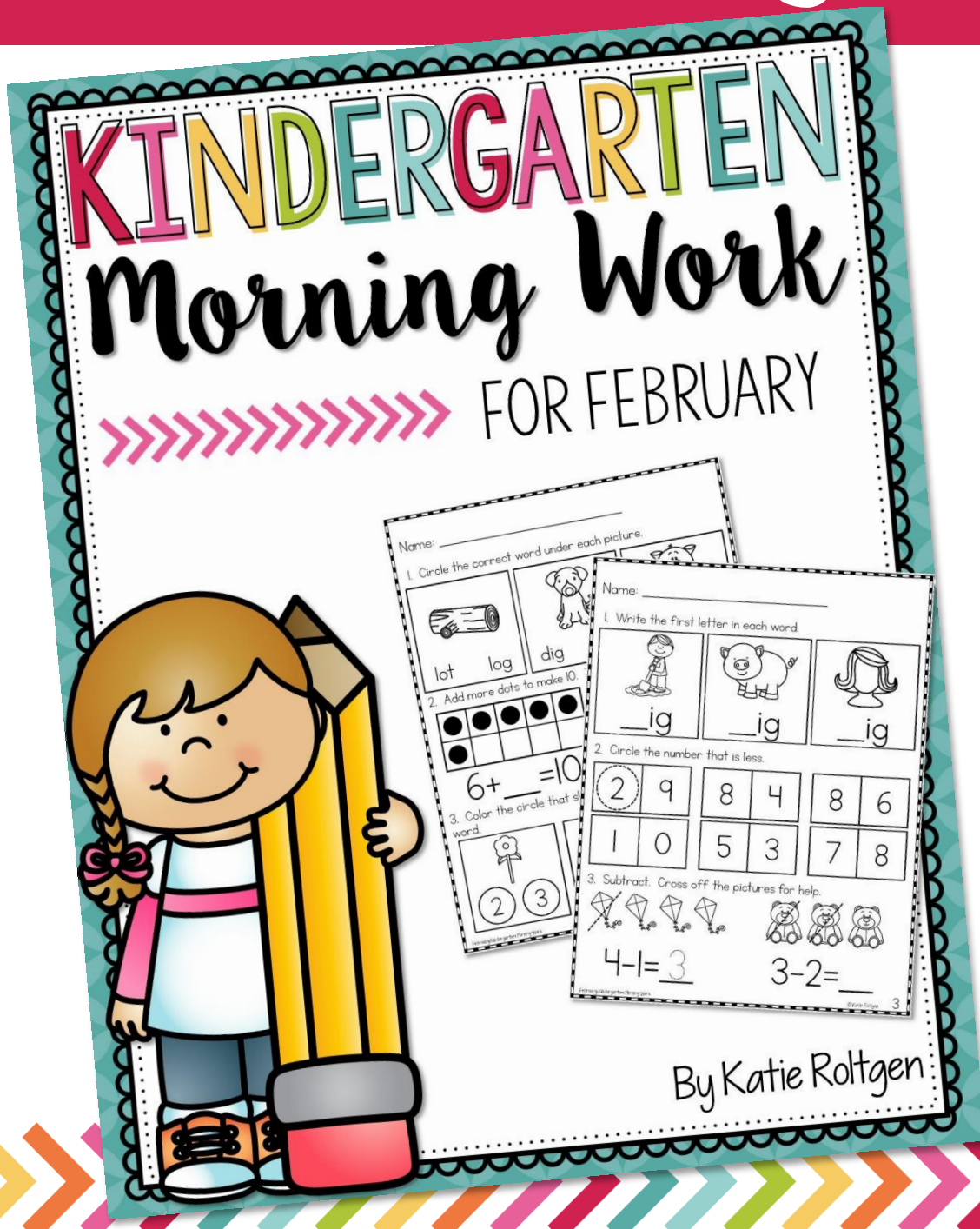


Take A Peek Inside...

February Morning Work for Kindergarten



Skills Covered

Here are the skills covered in this February Morning Work pack:

ELA/Writing:

Letter Identification
Letter Sounds
Letter Writing
First Sound Isolation
Rhyming
Syllables (1, 2, or 3)
Short Vowels
CVC Words
Simple Sentences
Writing CVC Words
Sentence Editing/Mechanics
Middle Sound Isolation
CVC Word Distinguishing
Sentence Writing


Math:

Number Recognition (0-20)
Number Writing and Tracing (0-20)
2-D Shapes
3-D Shapes
Real-Life 3-D Shapes
Counting
Count and Tell How Many
Missing Numbers to 10
Comparing Numbers
Draw More to Make 10
Ten Frames to 20
Combinations to 10
0-5 Addition Fact Fluency
0-10 Subtraction with Pictures
Counting Forward
0-10 Addition with Pictures



A Closer Look


February Morning Work



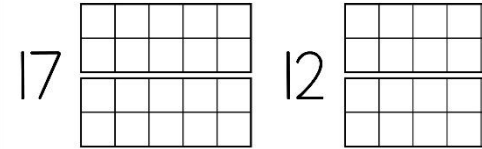
Name: _____

Name: _____

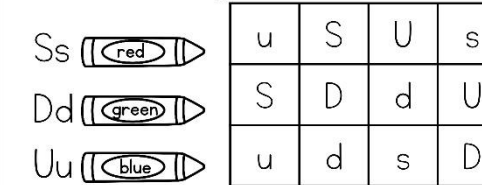
1. Circle the correct word under each picture.



2. Draw dots to show each number on the ten frames.



3. Color the letters using the colors shown.



Name: _____

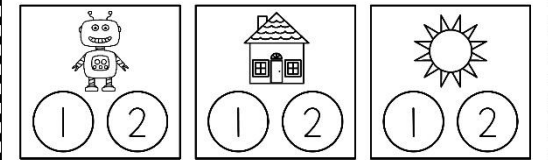
1. Write a sentence that uses the word pig.

2. Add the dots on the dominoes. Write the addition sentence.



_____ + _____ = _____ _____ + _____ = _____


3. Color the circle that shows the number of syllables in the word.



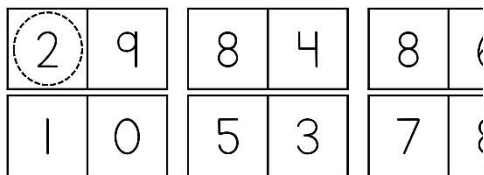
February Understanding Fluency work © Kylene Beckett 2

Name: _____

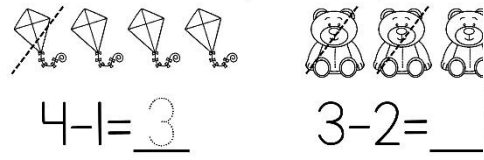
1. Write the first letter in each word.



2. Circle the number that is less.



3. Subtract. Cross off the pictures for help.




February Understanding Fluency work © Kylene Beckett

Name: _____

1. Color the picture to match the sentence.


I will put on a black wig.



2. Count forward and write the numbers.




3. Read each word. Draw a line to match each word to the matching picture.



February Understanding Fluency work © Kylene Beckett 4

Name: _____

1. Write the word under the picture. In the last box, draw a picture of the word.




2. Subtract. Cross off the pictures for help.



5 - 4 = 1 2 - 0 = _____

3. In the box, draw a picture that matches the sentence.






February Understanding Fluency work © Kylene Beckett 5

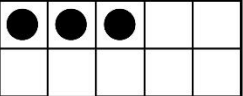

A Closer Look

Name: _____

1. Circle the correct word under each picture.

| | | |
|---|---|---|
|  |  |  |
| dot dog | pit pot | lot cot |

2. Add more dots to make 10. Then, finish the equation.

| | |
|--|---|
|  |  |
| $3 + \underline{\quad} = 10$ | $8 + \underline{\quad} = 10$ |




3. Add punctuation to each sentence. . ? !

Help me
I will come see you
Where is the bus



Primary/Intermediate Learning Skills © Kate Rogers 6

Name: _____

1. Circle the middle vowel in each word.

| | | |
|---|---|--|
|  |  |  |
| o i | i e u | e a |

2. Subtract. Cross off the pictures for help.

| | |
|---|--|
|  |  |
| $3 - 4 = \underline{\quad}$ | $2 - 1 = \underline{\quad}$ |




3. Write the missing numbers in each group.

| | | | |
|----|----|--|----|
| 9 | 10 | | 19 |
| 14 | | | 6 |






Primary/Intermediate Learning Skills © Kate Rogers 7

Name: _____


1. Write the first letter in each word.

| | | |
|---|---|---|
|  |  |  |
| __ot | __ot | __ot |

2. Write 2-D or 3-D under each shape.

| | | | | |
|---|---|---|---|---|
|  |  |  |  |  |
| 2-D | | | | |


3. Circle the words that rhyme with the picture.

| | | | |
|---|-----|-----|-----|
|  | jug | red | bin |
| | wed | fed | cap |

Primary/Intermediate Learning Skills © Kate Rogers 8

Name: _____

1. Write a sentence that matches the picture.




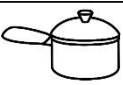
2. Add. Use the number line for help.

| | |
|-----------------------------|-----------------------------|
| $2 + 3 = \underline{\quad}$ | $4 + 1 = \underline{\quad}$ |
| $5 + 0 = \underline{\quad}$ | $1 + 2 = \underline{\quad}$ |
| $0 + 6 = \underline{\quad}$ | $3 + 3 = \underline{\quad}$ |



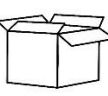


Primary/Intermediate Learning Skills © Kate Rogers

Name: _____

1. Write the word under the picture. In the last box, picture of the word.

| | | |
|---|---|----|
|  |  | do |
|---|---|----|

2. Color the pictures that rhyme with fox.

| | | | | |
|---|---|---|---|--|
|  |  |  |  |  |
|---|---|---|---|--|

3. Count forward and write the numbers.




10 11 _____

15 16 _____



Primary/Intermediate Learning Skills © Kate Rogers 10

Name: _____

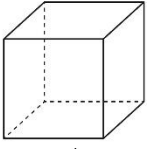






1. Circle the correct word under each picture.

| | | |
|---|---|---|
|  |  |  |
| pop pig | tap top | hot hop |

2. Subtract. Cross off the pictures for help.

| | |
|---|---|
|  |  |
| $4 - 3 = \underline{\quad}$ | $6 - 5 = \underline{\quad}$ |

3. Color each object that is shaped like a cube.

| | | | |
|---|---|---|---|
|  |  |  |  |
| |  |  |  |


Primary/Intermediate Learning Skills © Kate Rogers 11





A Closer Look

Name: _____

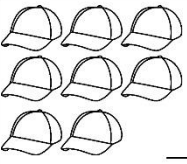
1. Write the missing letter in each word.

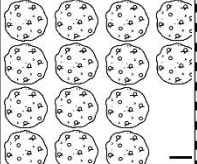

 s _ ck


 _ ap

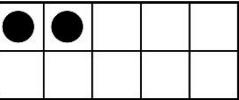

 ne _


2. Count and write how many.





3. Add more dots to make 10. Then, finish the equation.



 $2 + \underline{\quad} = 10$



 $7 + \underline{\quad} = 10$


Primary Understanding: Naming: 10. © Kaita Stager

Name: _____

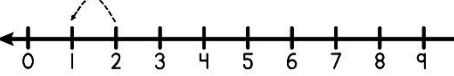
1. Write the first letter in each word.


 _ op


 _ op


 _ o

2. Subtract. Use the number line for help.



$2 - 1 = \underline{\quad}$

$4 - 4 = \underline{\quad}$

$3 - 2 = \underline{\quad}$

$1 - 0 = \underline{\quad}$



$4 - 3 = \underline{\quad}$


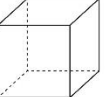
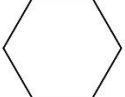
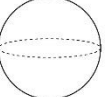
$5 - 1 = \underline{\quad}$


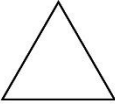

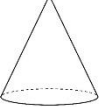
Primary Understanding: Naming: 10. © Kaita Stager

Name: _____

1. Write a sentence that uses the word hop.

2. Color the 2-D shapes red.  Color the 3-D shapes yellow. 


3. Trace the letters.


Aa Bb Cc Dd Ee


Primary Understanding: Naming: 10. © Kaita Stager

Name: _____


1. Write the word under the picture. In the last box, draw a picture of the word.






map


2. Count the tally marks and write how many.


 16




3. Rewrite the sentence with correct capitalization and punctuation.


here is my map


Primary Understanding: Naming: 10. © Kaita Stager

Name: _____

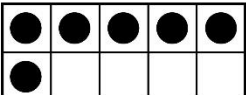
1. Circle the correct word under each picture.



 lot log


 dig dog



 hat


2. Add more dots to make 10. Then, finish the equation.



 $6 + \underline{\quad} = 10$


 $5 + \underline{\quad} = 10$

3. Color the circle that shows the number of syllables word.


 (2) (3)


 (2) (3)


 (2) (3)

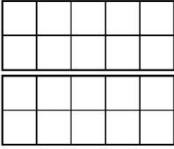
Primary Understanding: Naming: 10. © Kaita Stager

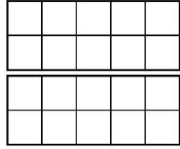
Name: _____

1. In the box, draw a picture that matches the sentence.

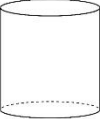



We can run for fun.





2. Draw dots to show each number on the ten frames.

13
 

19
 

3. Color each object that is shaped like a cylinder.


Primary Understanding: Naming: 10. © Kaita Stager




A Closer Look

Name: _____

1. Write the first letter in each word.





__og




__og

2. Draw more circles in each group.





3. Circle the words that rhyme with lamp.




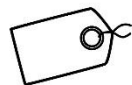
lab
lamp

© Kaitia Rodgers


Name: _____

1. Write the word under each picture.






2. Subtract. Cross off the pictures for help.



5 - 2 = ____



9 - 3 = ____


3. Write the missing numbers in each group.


| | | | |
|----|----|----|---|
| 14 | 15 | 16 | 7 |
| | | 11 | |

© Kaitia Rodgers

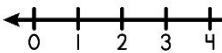
Name: _____

1. Write the word under the picture of the word.





2. Add. Use the number line for help.



7 + 1 = ____


1 + 5 = ____

8 + 0 = ____

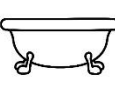
© Kaitia Rodgers

Name: _____


1. Circle the correct word under each picture.



sub sun



tab tub



cup cub

2. Circle the greater number.

| | | | | | |
|---|---|---|---|---|---|
| 6 | 1 | 9 | 4 | 2 | 0 |
| 5 | 4 | 3 | 6 | 7 | 9 |

3. Write the missing letters.

c _ d _ _ f _ _ h i _ _

k _ _ _ n o _ _ _ r

© Kaitia Rodgers

Name: _____

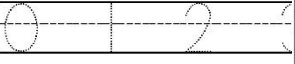
1. Add punctuation to each sentence. . ? !

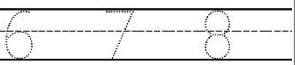
Can you come here?

Good job!

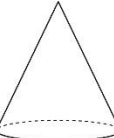
Here is a map for you.

2. Trace the numbers.







3. Color each object that is shaped like a cone.



cone

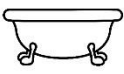





© Kaitia Rodgers

Name: _____

1. Write the first letter in each word.

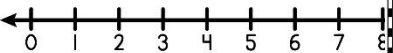


__ub



__ub

2. Subtract. Use the number line for help.



7 - 5 = ____

1 - 1 = ____

4 - 2 = ____

9 - 4 = ____

5 - 3 = ____

3 - 0 = ____



© Kaitia Rodgers



Name: _____

1. In the box, draw a picture that matches the sentence.


We will get on the bus.


2. Circle the pairs that are the same.

3. Trace the letters.







© Kaitia Rodgers


Name: _____

1. Write the word under the picture. In the last box, draw a picture of the word.









tub



2. Add the dots on the dice. Write the addition sentence.





4 + 2 = 6





__ + __ = __


3. Circle the letter for the last sound in each word.



p r d



f b k



s d g

© Kaitia Rodgers

