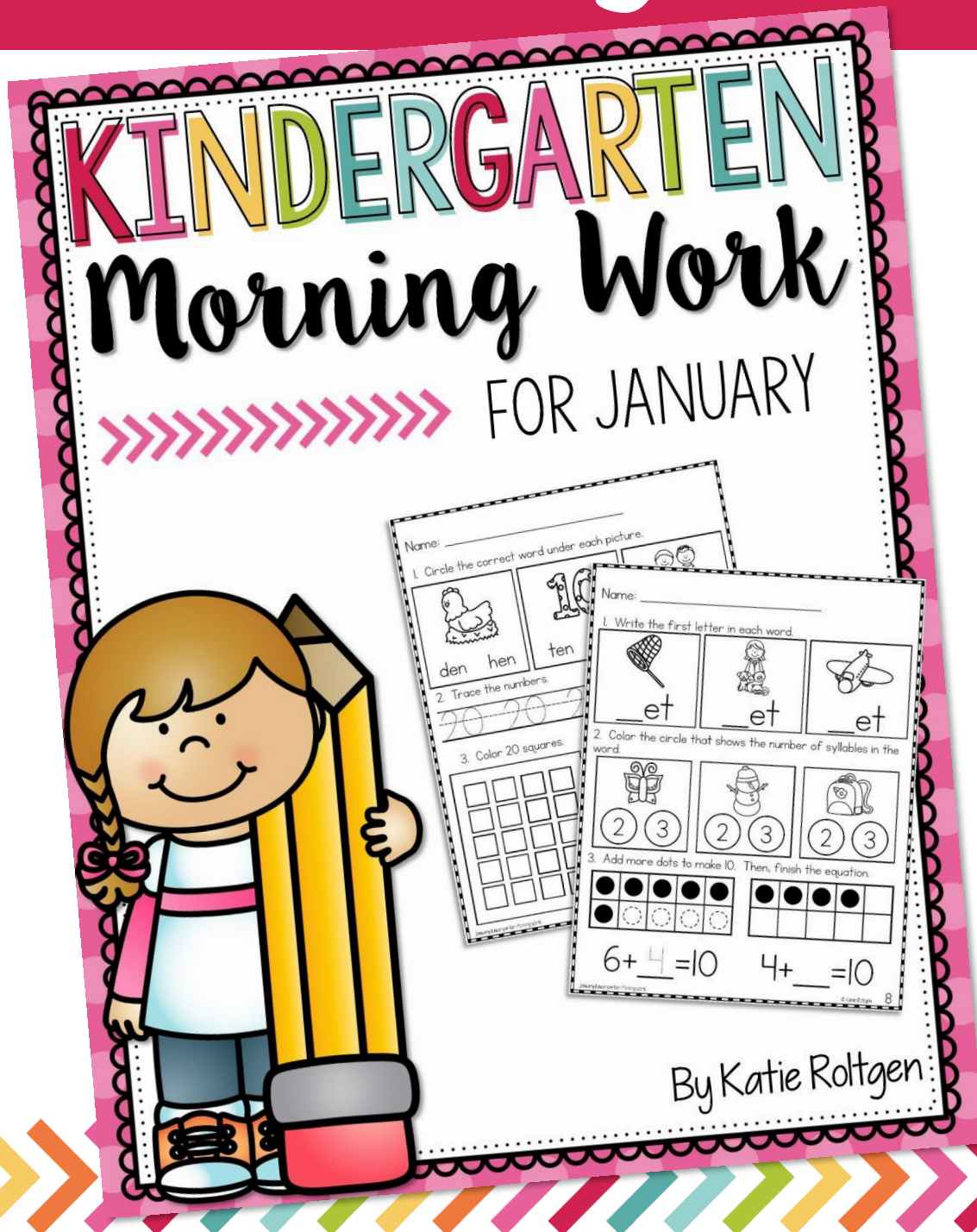


# Take A Peek Inside...

# January Morning Work for Kindergarten



# Skills Covered

Here are the skills covered in this January Morning Work pack:

## ELA/Writing:

Letter Identification

Letter Sounds

Letter Writing

First Sound Isolation

Rhyming

Syllables (1, 2, or 3)

Short Vowels

CVC Words

Simple Sentences

Writing CVC Words

Sentence Editing/Mechanics

Middle Sound Isolation

Final Sound Isolation

CVC Word Distinguishing

Sentence Writing

## Math:

Number Recognition (0-20)

Number Writing (0-20)

2-D Shapes

3-D Shapes

Real-Life 3-D Shapes

Counting

Count and Tell How Many

Missing Numbers to 10

Comparing Numbers

Draw More to Make 10

Ten Frames to 20

Combinations to 10

0-5 Addition Fact Fluency

Measurement

Counting Forward

0-10 Addition with Pictures



# A Closer Look

## January Morning Work



Name: \_\_\_\_\_

Name: \_\_\_\_\_

1. Circle the correct word under each picture.



den hen

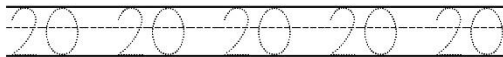
10

ten tin




met men

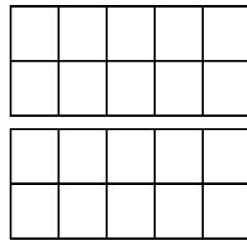
2. Trace the numbers.



3. Color 20 squares.



4. Show 20 on the ten frames.

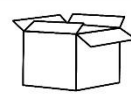


Name: \_\_\_\_\_

Write the middle vowel in each word.



p \_ n

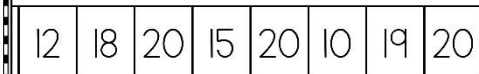


b \_ x



h \_ t

Color the boxes that have the number 20.



Write an addition sentence that matches the pictures.



\_\_\_\_\_ + \_\_\_\_\_ = \_\_\_\_\_

Write the missing letters.

j \_ l \_ \_ o \_

January Morning Work

© Katie Ridges

2

Name: \_\_\_\_\_

1. Write the first letter in each word.

10

\_ en

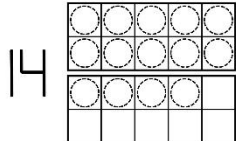


\_ en

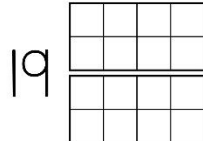


\_ er

2. Draw dots to show each number on the ten frames.

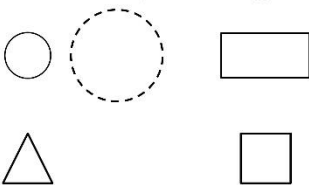


14



19


3. Next to each shape, draw a bigger shape.



Name: \_\_\_\_\_

1. Color the picture to match the sentence.

The big hen is red.



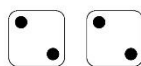
2. Add the dots on the dice. Write the addition sentence.



5 + 1 = 6



\_\_\_\_\_ + \_\_\_\_\_ = \_\_\_\_\_



\_\_\_\_\_ + \_\_\_\_\_ = \_\_\_\_\_

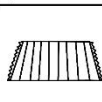


\_\_\_\_\_ + \_\_\_\_\_ = \_\_\_\_\_

3. Color the pictures that rhyme with jug.



jug



Name: \_\_\_\_\_

Write the word under the picture. In the last box, draw a picture of the word.



\_\_\_\_\_



\_\_\_\_\_

ten

Circle the letter for the last sound in each word.



t b



g p k



y u n

Write the sentence with correct capitalization and punctuation.

he is in the den

January Morning Work

© Katie Ridges




5





# A Closer Look


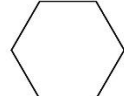
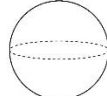


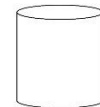
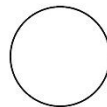

Name: \_\_\_\_\_

1. Circle the correct word under each picture.

		
net nut	get jet	vet yer

2. Color the 2-D shapes red. 




Color the 3-D shapes yellow. 

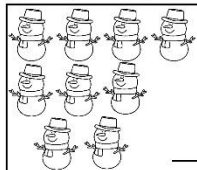
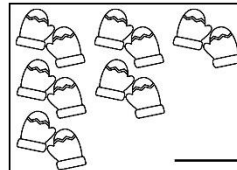
© 2015 K12 Education

Name: \_\_\_\_\_



1. Write the missing letters in each word.

		
_e_	b__	_ _g

2. Count and write how many.

	
_____	_____



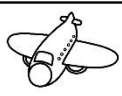
3. Add the dots on the dominoes. Write the addition sentence.

	
$2 + 3 = 5$	$\_ + \_ = \_$




© 2015 K12 Education

Name: \_\_\_\_\_


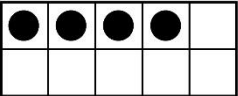
Write the first letter in each word.

		
_et	_et	_et

Color the circle that shows the number of syllables in the word.

		
(2) (3)	(2) (3)	(2) (3)

Add more dots to make 10. Then, finish the equation.

	
$6 + 4 = 10$	$4 + \_ = 10$

© 2015 K12 Education

Name: \_\_\_\_\_





1. Write a sentence that uses the word vet.

\_\_\_\_\_

2. Write the missing numbers.

$\_ 15 \_ 17 \_$




3. Read each word. Draw a line to match each word to the matching picture.

cup	zip	pot	fan
			




© 2015 K12 Education

Name: \_\_\_\_\_

1. Write the word under the picture. In the last box, draw a picture of the word.

		
_____	_____	net

2. Circle the middle vowel in each word.

		
e i a	o u e	a u i




3. Add.

$1 + 0 = \_$	$2 + 1 = \_$
$0 + 0 = \_$	$3 + 2 = \_$



© 2015 K12 Education

Name: \_\_\_\_\_









Circle the correct word under each picture.

		
sun	pig pit	fit kit

Draw more circles in each group to make 10.

	
---	---

Draw a line to match each 3-D shape to the matching object.


© 2015 K12 Education



# A Closer Look

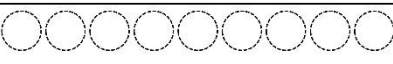
Name: \_\_\_\_\_


1. Circle the words that rhyme with the picture.



den pig ten  
pad hen sun

2. Draw circles to show each number.

q 

15 




3. Write the missing letters.

m \_ n \_ p \_ r \_  
t \_ \_ w x \_ \_

© Kelle Butler

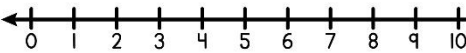
Name: \_\_\_\_\_

1. Write the first letter in each word.

\_it \_it \_it

2. Add. Use the number line for help.






0+3=\_\_\_ 1+1=\_\_\_  
2+2=\_\_\_ 5+1=\_\_\_  
4+2=\_\_\_ 2+0=\_\_\_

© Kelle Butler

Name: \_\_\_\_\_

1. Color the picture that matches the sentence.




**My cat likes to sit on the bed.**

2. Circle the greater number.

9	8	3	1	0	4
2	1	6	8	5	9



3. Color the letters using the colors shown.

Yy		G	p	g	y
Gg		P	Y	P	G
Pp		y	p	g	Y

© Kelle Butler

Name: \_\_\_\_\_

1. Write the word under the picture. In the last box, draw picture of the word.

\_\_\_\_\_

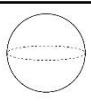
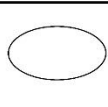

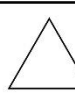
2. Draw a longer line.

\_\_\_\_\_

3. Draw a shorter line.

\_\_\_\_\_

4. Write 2-D or 3-D under each shape.



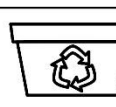





\_\_\_\_\_

© Kelle Butler

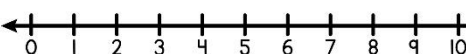
Name: \_\_\_\_\_

1. Circle the correct word under each picture.

pin pit fan fin bin bi

2. Add. Use the number line for help.






4+1=\_\_\_ 1+2=\_\_\_  
3+0=\_\_\_ 6+2=\_\_\_  
2+3=\_\_\_ 5+3=\_\_\_

© Kelle Butler

Name: \_\_\_\_\_

1. Write the middle vowel in each word.

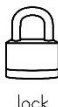








b\_ll n\_t b\_t

2. Write the missing number in each group.

10	11	12	15	17
15	16	18	19	

3. Color the pictures that rhyme with lock.

lock



© Kelle Butler



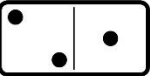

# A Closer Look

Name: \_\_\_\_\_

1. Write the first letter in each word.

    in     in

2. Add the dots on the dominoes.


 +  =       

3. In the box, draw a picture that matches the text.




**We will go on the bus.**

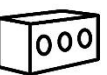
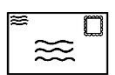

Name: \_\_\_\_\_

1. Write a sentence that matches the picture.

 \_\_\_\_\_

2. In each set, color the object that is heaviest.



  

3. Count forward and write the numbers.



11

Name: \_\_\_\_\_




1. Write the word under the picture of the word.

2. Write an addition sentence that matches the picture.


 +  =       

3. Color the letters using the colors.

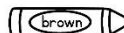

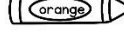

Ee		e
Ii		U
Uu		I E U u

Name: \_\_\_\_\_


1. Circle the correct word under each picture.

 lid lip rip tip dip dig

2. Color by sum.


2  3  4  5 

3. Color the snowman using the sums.




Name: \_\_\_\_\_


1. Write each word under the picture.

 \_\_\_\_\_

2. Add more dots to make 10.



 9 +        = 10

3. Color the circle that shows the word.

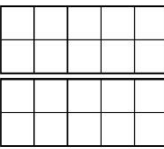

 ① ② ①

Name: \_\_\_\_\_







1. Write the first letter in each word.

    ip     ip

2. Draw dots to show each number on the ten frame.

16  12 

3. Color each object that is shaped like a sphere.

Name: \_\_\_\_\_

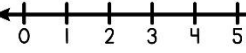
1. Add punctuation to each sentence. . ? !

**I like my pet cat**

**Do you have a dog**

**The frog got wet**

2. Add. Use the number line for help.

 3 + 3 =       




3. Write the missing letters.

h        k l

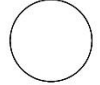


p        s

Name: \_\_\_\_\_


1. Write the word under the picture. In the last box, draw a picture of the word.

   lip

2. Circle 2-D or 3-D under each shape.

 2-D 3-D  2-D 3-D  2-D 3-D

3. Circle the words that rhyme with the picture.

 top hog hop pad cop pop