



# FINE MOTOR

## LEAVES



By Katie Roltgen

# About This Resource:

This pack includes 14 fine motor activities that are perfect for small groups, morning tubs, centers, and more!

Some of the activities are printables and others require some preparation, such as cutting and laminating.

The activities are easy to adapt to your students' skills and your classroom needs.

Most of the activities include black-and-white options. Some activities, such as the color sorting bead activity, do not have a black-and-white option due to the nature of the activities.




# What's Included:



Tear and Glue




Cut and Glue



Make a Puzzle



Poke a Pin



Hole Punching



Linking Cards



Bead Counting and Sorting



Formation Cards



Sticker Pictures



Tweezing




Dough Mats



Clothespin Activity Cards



Cover Up Mats



Line Tracing

# 1. TEAR AND GLUE



Students will tear pieces of paper and glue them on the picture.

6 Picture Options:

Five varieties of leaves,  
one tree


# 2. CUT AND GLUE



Students will cut 1-inch strips and glue the leaves on the tree.



# 3. MAKE A PUZZLE



Students will color, cut out, and glue the puzzle.

5 Puzzle Options:  
Two leaf options, child in leaves, owl with leaves, bag of leaves


# 4. POKE A PIN



Students will use a jumbo push pin to carefully poke the holes.

6 Picture Options:  
Three leaf varieties, rake, tree, wind


# 5. HOLE PUNCHING



Students will punch leaves to match the number on each card.

Includes numbers 1-12.

# 6. LINKING CARDS



Students will use plastic links to link the tree to the matching leaf.

Includes 9 sets of linking cards.



# 7. BEAD COUNTING AND SORTING




You can select the counting cards or the color sorting cards.

Students will string beads onto the pipe cleaner to either show the number (top photo) or match the colors (bottom photo).



# 8. FORMATION CARDS

There are five sets of cards.



Prewriting  
lines (great  
for sand  
tracing!)



Uppercase  
alphabet



Lowercase  
alphabet




Numbers  
1-10



Shapes  
(14 cards)



# 9. STICKER PICTURES



Students will use small stickers to outline the picture.

5 Picture Options:  
Two varieties of  
leaves, rake, tree,  
wind

# 10. TWEEZING



Students will use tweezers to sort pom-pom balls onto the cards.

Includes cards for red, orange, yellow, green, blue, purple, pink, black, brown, gray, and white.

# 11. DOUGH MATS



Students will use playdough to form leaves in different colors.

There are 10 half-page sized cards and 10 quarter-page sized cards.

# 12. CLOTHESPINS



Students will count the leaves on each tree and clip the correct number.

Cards are included for numbers 0-10.




# 13. COVER UP MATS



Students will use small objects to cover the dots on each leaf. You could use buttons, mini erasers, or any other small object.

You can easily turn this into a gluing practice activity!

# 14. LINE TRACING



Students will use a dry-erase marker to trace the lines from left to right.

Includes 21 cards.