


MORNING TUBS

for November



By Katie Roltgen

About this Resource:

This is a set of 20 activities designed to be used in Kindergarten morning work tubs. The activities incorporate common Kindergarten skills in the areas of literacy, math, fine motor, and more. They require supplies that many teachers can find in their classrooms, such as math manipulatives, magnetic letters, and playdough.

A few things...

1. You may want to change up the activities from what I have suggested or omit certain ones, and that's fine! I designed this resource to provide some activities that teachers could use to save planning and prep time, but it does not have to be used exclusively. You may want to add additional activities based on your own ideas or your students' needs and interests. Or, if you need more than 20 tubs and don't want to duplicate any of these activities, you will have to make your own additional tubs. I have provided a list of additional morning work tub ideas.
2. Some of the activities can be customized or changed based on what you have in your classroom.

About this Resource:

3. I am including an information page for each activity. In the instructions, it says to place the activities into a container. You can use whatever works in your classroom.

Ideas:

- Place activities in plastic tubs and keep them in a tub organizer.
 - Place activities into plastic bags and rotate them around your students' tables each day.
 - You can make multiple copies of an activity and have all of the students at a table do the same activity.
4. I highly recommend laminating all of the pieces, not just the ones that require dry-erase marker or playdough use. It helps them last longer. I also recommend printing on cardstock.
 5. Finally, I have a Facebook group where you can get ideas or tub storage, rotation, and more!
[Click here to join!](#)

Supplies Needed:

Supplies for students to use:

Craft feathers

Dry-erase markers (red, yellow, orange, green, brown, and other colors)

Playdough (red, and other assorted colors)

Popsicle sticks

Clothespins

Popcorn kernels

Pumpkin seeds (optional – You can use another type of counter)

Magnetic letters

Linking cubes

Pattern blocks

Large plastic tweezers

Pom-pom balls

Preparing the activities:

Dot stickers

Cardstock

Laminating machine

Scissors or paper trimmer

Storing the activities:

Tubs or gallon-sized zipper baggies

Activities Included:

Turkey Feather Counting Mats	Pg. 9
Fall Number Tracing	Pg. 32
3-D Object Building	Pg. 43
Popsicle Stick Shapes	Pg. 48
Number Order Puzzles	Pg. 57
Fall Harvest Count & Clip Cards	Pg. 76
Thanksgiving Dinner Find & Count	Pg. 81
Pizza Count & Smash	Pg. 90
Pumpkin Seed Ten Frames	Pg. 101
Turkey ABC Clip Cards	Pg. 124
Letter Building Mats	Pg. 135
Magnetic Letter Alphabet Soup Mats	Pg. 162
CVC Word Puzzles	Pg. 173
Plastic Cube Pattern Cards	Pg. 184
Pattern Block Pictures	Pg. 191
Pom-Pom Color Sort	Pg. 208
Color-by-Picture Cards	Pg. 213
Picture Tracing Cards	Pg. 218
Line Tracing Cards	Pg. 221
Community Helper Match-Up Puzzles	Pg. 226
Student Instruction Cards	Pg. 233


Activities Included:



Turkey Feather Counting



Fall Number Tracing




3-D Object Building



Popsicle Stick Shapes




Number Order Puzzles



Count & Clip Cards



Find & Count



Count & Smash




Pumpkin Seed Ten Frames



ABC Clip Cards




Letter Building Mats




Alphabet Soup Mats


Activities Included:




CVC Word Puzzles



Pattern Cards



Pattern Block Pictures




Color Sorting



Color-by-Picture



Picture Tracing Cards



Line Tracing Cards




Matching Puzzles

Student Instruction Cards

There is a student instruction card for each activity.
Here are some examples.

Turkey Mats


I can count
to show
each
number.



© Katie Roligan

Number Tracing

I can
trace the
numbers.



© Katie Roligan