

These pages and activities are included for numbers 11-20.

Activity Pages:

All About Eleven!

Name: _____

Trace the number three times. Then, write the number three times.

Trace the number word.

Color 11 circles on the ten frames.

Color 11 cubes.

Circle the number 11.

Cut and SORT!

Name: _____

Directions: Cut out the pieces of the button and sort them.

11	Not 11
----	--------

seventeen eleven

Count It Out!

Name: _____

Directions: Starting at the number 1, color the numbers in order until you reach 11.

1	5	0	4	15
4	12	8	10	
4	5	6	7	
7	9	14	8	
4	7	10	9	
6	5	11	14	

Spot It and Dot It

Name: _____

Color or "dot" each circle that has the number 11.

Spin an Eleven!

Name: _____

Directions: Make a spinner with a pencil and a paper clip. With your partner, take turns spinning. If you spin the number 11, trace the number 11 one time below. If you spin a different number, your turn is over. Continue until you have traced all of your numbers!

Interactive Mini-Book:

All About the Number

Name: _____

I can trace and write.

Trace the number.

Write the number.

Trace and write the word.

I can do rainbow writing.

Spin the spinner. Trace a number or a word using the color you spun and repeat.

I can find the number.

Circle or highlight the number 11.

11	17	15	11	20
13	11	11	14	11
11	18	11	11	16

I can count and draw.

Color 11 fish.

Draw 11 objects.

I can show the number 11 on the ten frames.

I can show 11 hops on a number line.

Here are ways to show 11!

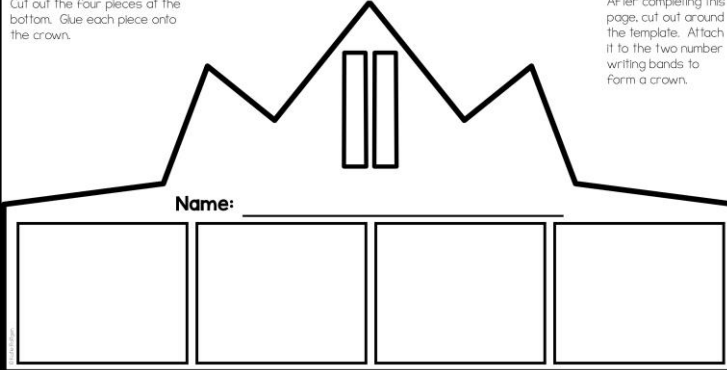
These pages and activities are included for numbers 11-20.

Number Crown:

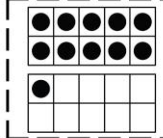
Cut out the four pieces at the bottom. Glue each piece onto the crown.

After completing this page, cut out around the template. Attach it to the two number writing bands to form a crown.



Name: _____



eleven

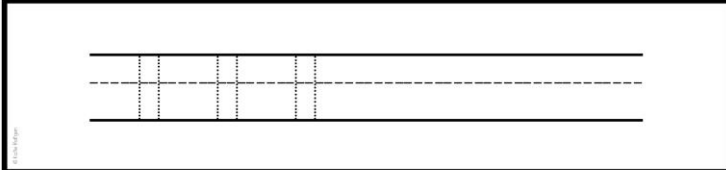
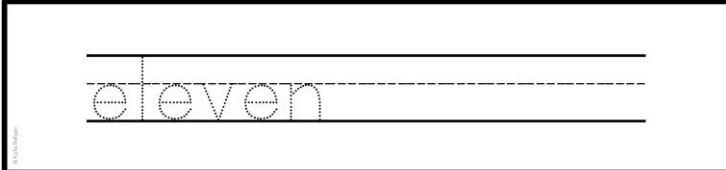


eleven

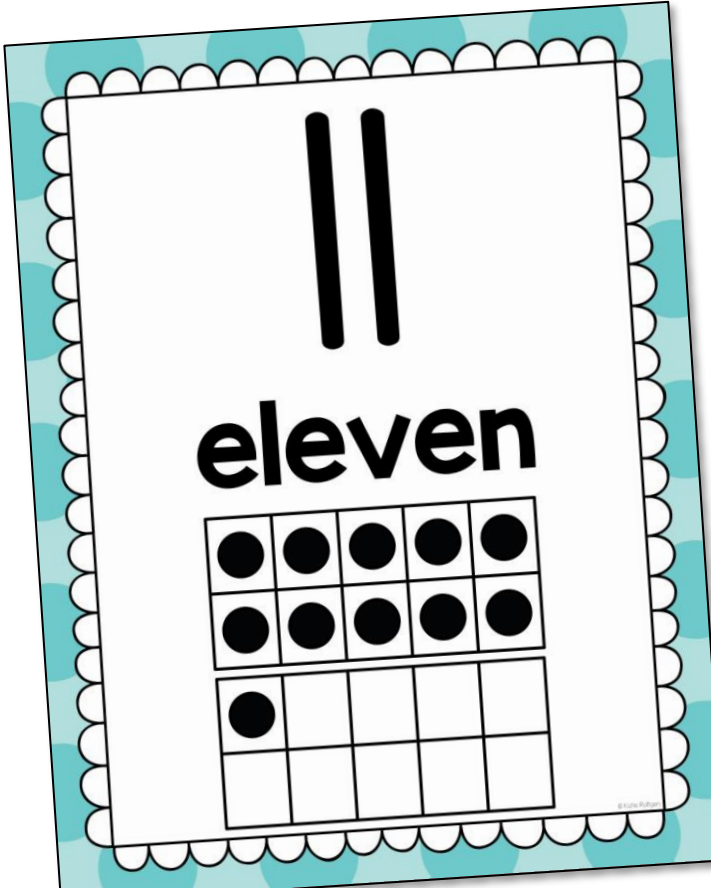


Top Band: Trace the number word and write it one time.
Bottom Band: Trace the number three times. Write the number three times.

After completing this page, cut out around the two bands. Attach one band to each side of the crown template to form a crown shape. Add extra construction paper strips if necessary.



Number Poster:



11

eleven

