


What's Included:

This pack includes five mini books. The Falling Leaves mini book has twelve pages and the rest have eight pages.

To prepare, make your copies single-sided, collated, and stapled. Cut each set in half to create two books.


Pumpkin Feelings



Name: _____


© Katie Roltgen

Pumpkin Feelings




Name: _____

© Katie Roltgen




This pumpkin is happy.

© Katie Roltgen




This pumpkin is happy.

© Katie Roltgen




This pumpkin is sad.

© Katie Roltgen




This pumpkin is sad.

© Katie Roltgen




This pumpkin is worried.

© Katie Roltgen




This pumpkin is worried.

© Katie Roltgen




This pumpkin is silly.

© Katie Roltgen




This pumpkin is silly.

© Katie Roltgen




This pumpkin is mad.

© Katie Roltgen




This pumpkin is mad.

© Katie Roltgen




This pumpkin is grumpy.

© Katie Roltgen




This pumpkin is grumpy.

© Katie Roltgen



This pumpkin is scared. Boo!


© Katie Roltgen



This pumpkin is scared. Boo!

© Katie Roltgen


My Pumpkin



Name: _____


© Katie Roltgen

My Pumpkin




Name: _____

© Katie Roltgen



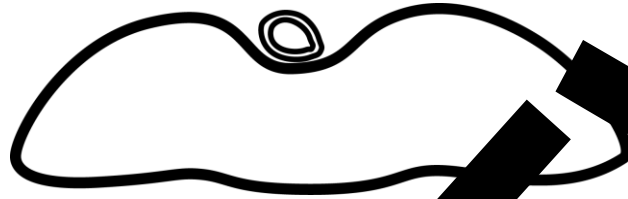
I want to grow a pumpkin.

© Katie Roltgen



I want to grow a pumpkin.

© Katie Roltgen




I will plant the seed.

© Katie Roltgen



I will plant the seed.

© Katie Roltgen




The plant will grow.

© Katie Roltgen




The plant will grow.

© Katie Roltgen




A yellow flower is on the vine.

© Katie Roltgen



A yellow flower is on the vine.

© Katie Roltgen



The little pumpkin will grow.

© Katie Roltgen



The little pumpkin will grow.

© Katie Roltgen




The pumpkin is big and orange.

© Katie Roltgen




The pumpkin is big and orange.

© Katie Roltgen



Look at my big pumpkin!


© Katie Roltgen



Look at my big pumpkin!

© Katie Roltgen


Falling Leaves



Name: _____


© Katie Roltgen

Falling Leaves



Name: _____

© Katie Roltgen




The tree has ten leaves.

© Katie Roltgen



The tree has ten leaves.

© Katie Roltgen




The tree has nine leaves.

© Katie Roltgen



The tree has nine leaves.

© Katie Roltgen




The tree has eight leaves.

© Katie Roltgen



The tree has eight leaves.

© Katie Roltgen




The tree has seven leaves.

© Katie Roltgen



The tree has seven leaves.

© Katie Roltgen




The tree has six leaves.

© Katie Roltgen




The tree has six leaves.

© Katie Roltgen




The tree has five leaves.

© Katie Roltgen




The tree has five leaves.

© Katie Roltgen




The tree has four leaves.

© Katie Roltgen




The tree has four leaves.

© Katie Roltgen




The tree has three leaves.

© Katie Roltgen




The tree has three leaves.

© Katie Roltgen




The tree has two leaves.

© Katie Roltgen




The tree has two leaves.

© Katie Roltgen




The tree has one leaf.

© Katie Roltgen




The tree has one leaf.

© Katie Roltgen



The tree has zero leaves.

© Katie Roltgen



The tree has zero leaves.


© Katie Roltgen

Where Is It?




Name: _____

© Katie Roltgen



Name: _____

© Katie Roltgen




The pup is on the pumpkin.

© Katie Roltgen




The pup is on the pumpkin.

© Katie Roltgen




The worm is on the apple.

© Katie Roltgen




The worm is in the apple.

© Katie Roltgen




The bird is above the
sunflowers.

© Katie Roltgen




The bird is above the
sunflowers.

© Katie Roltgen





He is under the apple tree.

© Katie Roltgen





He is under the apple tree.

© Katie Roltgen




The mouse is next to the
pumpkin.

© Katie Roltgen




The mouse is next to the
pumpkin.

© Katie Roltgen




The squirrel is between the
bags.

© Katie Roltgen



The squirrel is between the
bags.

© Katie Roltgen



The cat is behind the hay.

© Katie Roltgen



The cat is behind the hay.

© Katie Roltgen

Dress-Up Time!



Name: _____

© Katie Roltgen


Dress-Up Time!



Name: _____


© Katie Roltgen

What is she?
She is a cat.



© Katie Roltgen


What is she?
She is a cat.



© Katie Roltgen

What is he?



He is an
astronaut.



© Katie Roltgen

What is he?


He is an
astronaut.



© Katie Roltgen

What is she?


She is a
superhero.



© Katie Roltgen

What is she?


She is a
superhero.



© Katie Roltgen

What is he?

He is a
monster.



© Katie Roltgen

What is he?


He is a
monster.



© Katie Roltgen

What is she?


She is a
witch.



© Katie Roltgen

What is she?

She is a
witch.



© Katie Roltgen

What am I?
I am a pirate.



© Katie Roltgen

What am I?
I am a pirate.




© Katie Roltgen



What is it?
Trick-or-treat time!

© Katie Roltgen



What is it?
Trick-or-treat time!

© Katie Roltgen