

Fine Motor

Pumpkin Activities



By Katie Roltgen

About This Resource:


This pack includes ten fine motor activities that are perfect for small groups, morning tubs, centers, and more!

Some of the activities are printables and others require some preparation such as laminating.

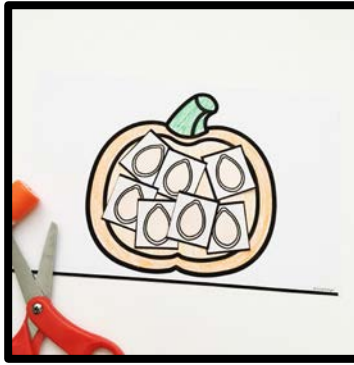
Several of the activities are designed to be differentiated and include multiple options for you to choose from.

Most of the activities include black-and-white options. However, the last activity does not have a black-and-white option due to the nature of the activity.

This Pack Includes:




Paper Tearing




Cutting



Punching



Line Tracing




Ink Pad Dotting



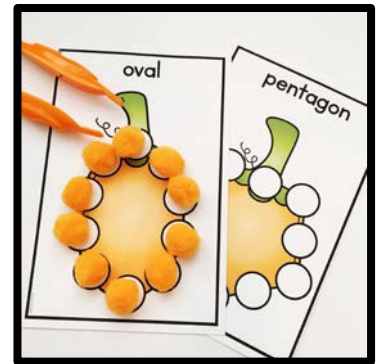
Pre-Writing/Letters



Linking



Gluing



Tweezing



Stringing

Materials Needed:

Construction paper
Glue sticks
Student scissors
Crayons
Single hole-punch
Dry-erase markers
Cotton swabs
Ink pad (or washable paint)
Sand tray
Pencil
Plastic links
White liquid glue
Pom-pom balls
Jumbo plastic tweezers or tongs
Green pipe cleaners
Plastic pony beads (various colors)
Printer paper and cardstock
Laminator and laminating pouches