

For
Kindergarten

>>>>>>>>>>>>

By Katie Roltgen

>>>>>>>>>>>

By Katie Roltgen

ABOUT THIS RESOURCE:

This resource includes a total of 16 St. Patrick's Day-themed centers that are designed for kindergarten. There are seven literacy centers and nine math centers. The last two math centers could also be used as partner activities.

Each of the centers includes either a practice page or a recording page.

Most of the centers have color and black-and-white versions. The Leprechaun Letters, Silly Sentences, and Spill the Gold centers only have a color option.

WHAT'S INCLUDED:

LITERACY CENTERS:


- 1) Color the Coins
- 2) Spin and Trace
- 3) Sort the Syllables
- 4) Shamrockin' Silly Sentences
- 5) Rhyming Rainbows
- 6) Blend It
- 7) Leprechaun Letters

MATH CENTERS:


- 1) Shamrock Count by Tens
- 2) Add the Room
- 3) Sort the Sums
- 4) Shamrock Subtraction
- 5) Lucky Ten Frames
- 6) Spill the Gold
- 7) End of the Rainbow Matching
- 8) Add and Cover
- 9) Spin and Trace

PLUS: Student Instruction Cards with photographs!










COLOR THE COINS



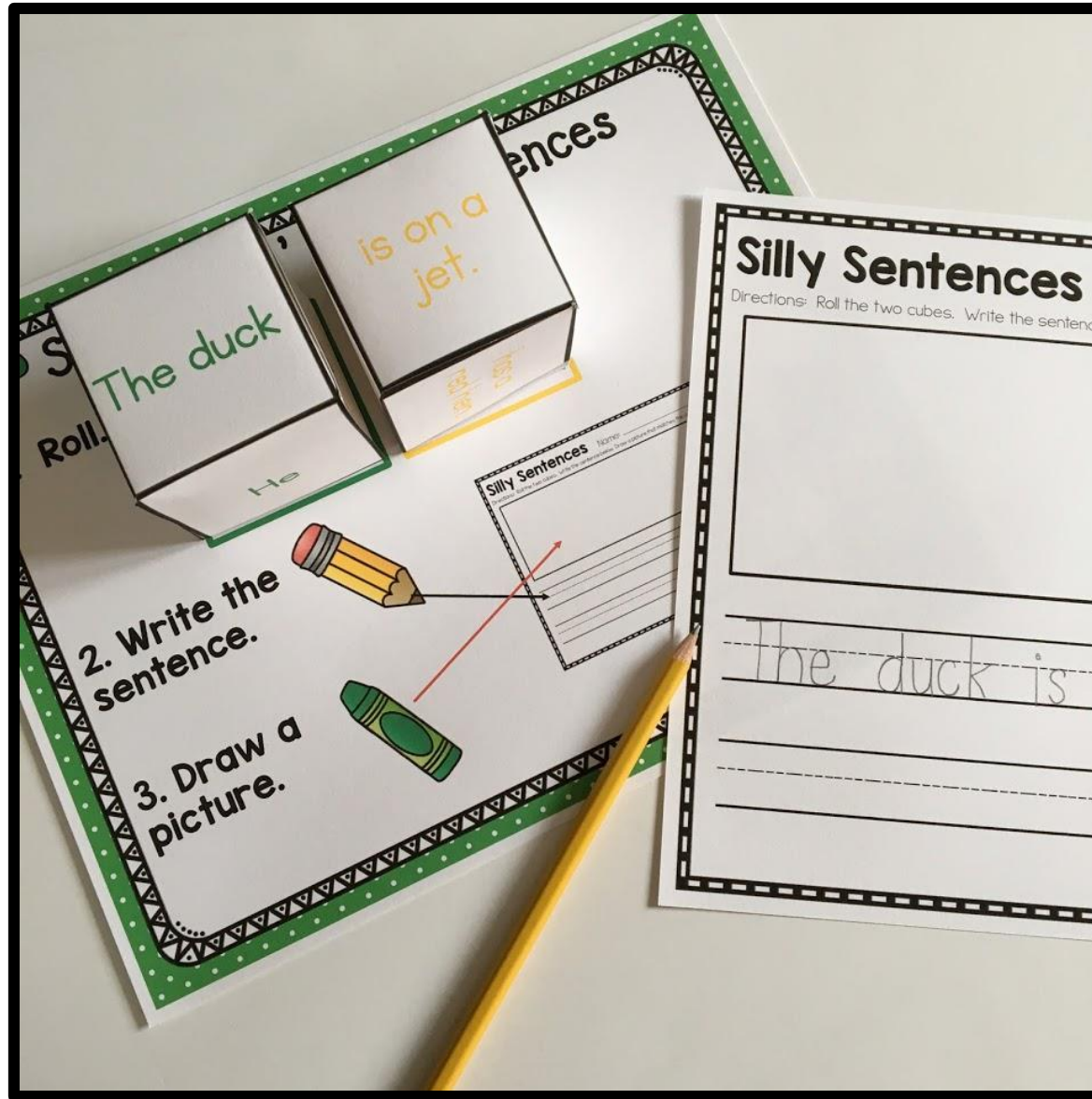
SPIN AND TRACE/SPIN AND WRITE



SORT THE SYLLABLES

 <small>© Katie Roligan</small>	 <small>© Katie Roligan</small>	 <small>© Katie Roligan</small>
 clock	 giraffe	 umbrella
 bear	 flower	 butterfly


SILLY SENTENCES



RHYMING RAINBOWS




BLEND IT




LEPRECHAUN LETTERS



COUNT BY TENS



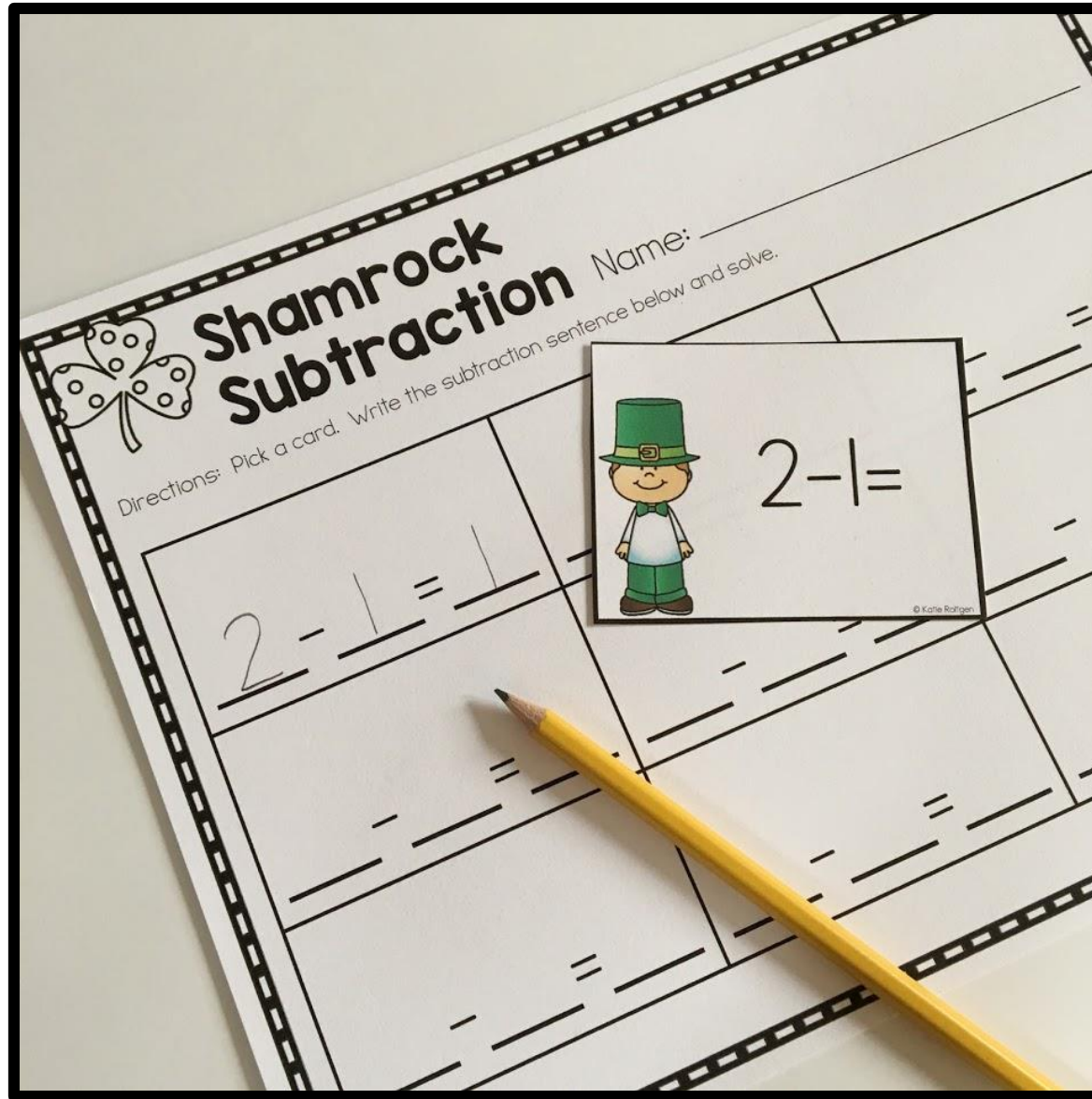
ADD THE ROOM



SORT THE SUMS



SHAMROCK SUBTRACTION



LUCKY TEN FRAMES

Lucky Ten Frames Name: _____

Directions: Find a card. Match the letter on the card to the letter below. Count the shamrocks on the ten frame and write the number below.


A. 16


B. _____

C. _____

D. _____

E. _____

A. 




J. _____


© Katie Rolten


SPILL THE GOLD


Spill the Gold Name: _____


Directions: Shake and spill the "coins". Color below to show what colors are face-up. Then, write the matching addition sentence.

1.  $3 + 2 = 5$

2.  $\underline{\quad} + \underline{\quad} = \underline{\quad}$

3.  $\underline{\quad} + \underline{\quad} = \underline{\quad}$

4.  $\underline{\quad} + \underline{\quad} = \underline{\quad}$

5.  $\underline{\quad} + \underline{\quad} = \underline{\quad}$

© Katie Roligan


RAINBOW MATCHING



ADD AND COVER



SPIN AND TRACE





PLUS:

- * A practice page or recording page with every center
- * Half-page student instruction cards with photos and visual instruction cards

Spin and Trace

I can spin and trace the numbers.



Sample
Student
instruction
Card