



Veteran's Day Activity Pack

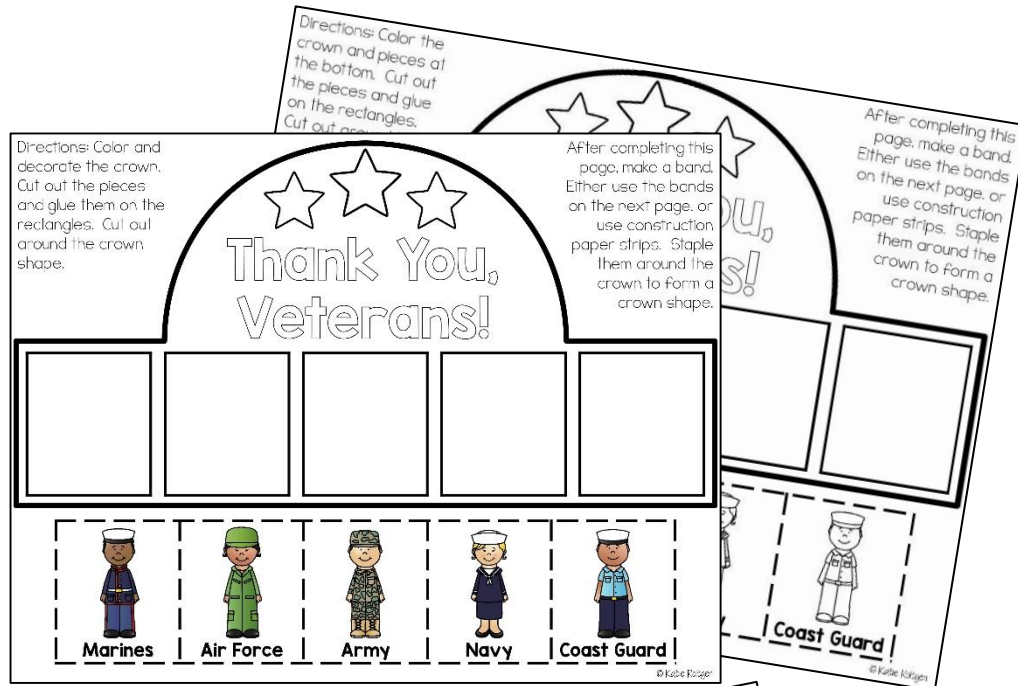


- *Crown**
- *Thank You Cards**
- *Writing Activity**
- *No-Prep Pages**
- *And More!**

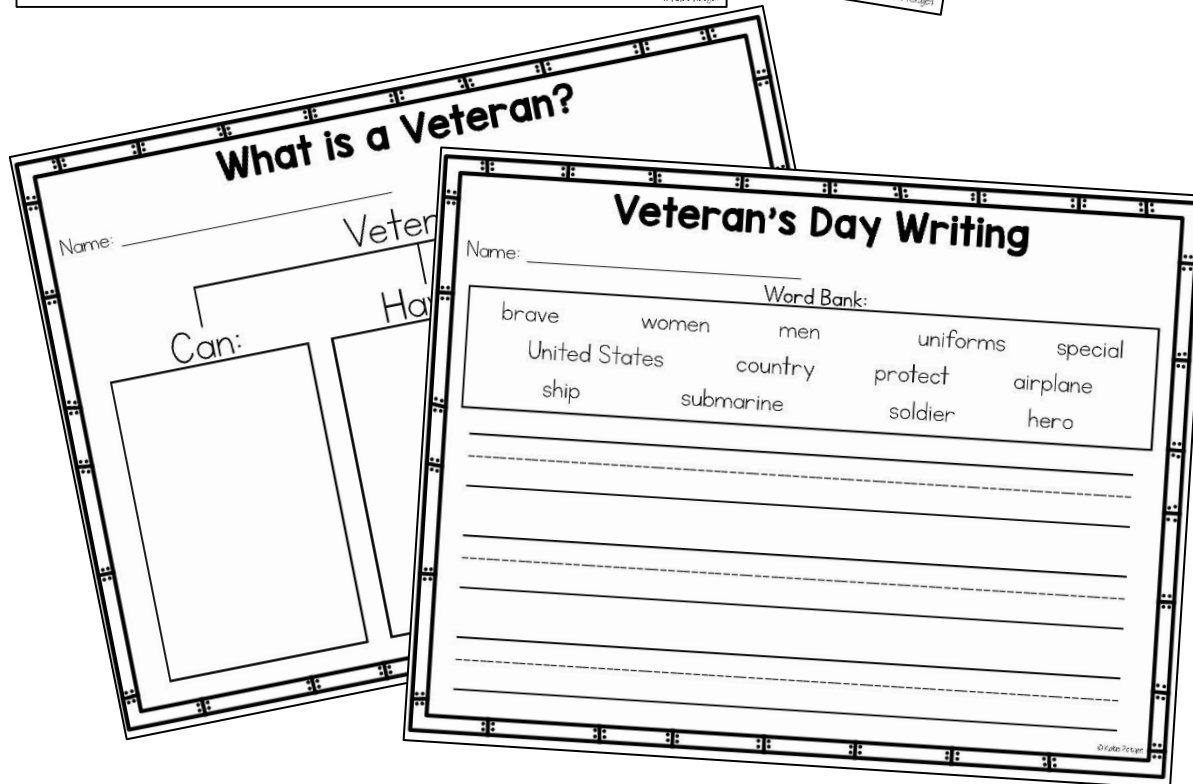


By Katie Roltgen

Crown (Color or Black & White)



Thank You Card



Writing Activity

Half-Page Posters



Air Force
Service Member



Army
Service Member



Coast Guard
Service Member



Marine
Service Member



Navy
Service Member




Veteran

A person who has
served in the
United States
armed forces

Plus 10 Printable Pages!

Roll and Color



8 6 3 2 5 11 4

Missing Numbers

Name: _____

Directions: Cut out the numbers on the bottom of the page. Glue each number in the correct space below.

	4	

Thank You, Veterans!



Missing Number

Name: _____

Directions: Cut out the numbers on the right side of the page. Glue each number in the correct space below.


1	2	3	
	7	8	
11		13	14
16	17		20

Ten Frames

Name: _____

Directions: Count the dots on each ten frame. Write the number on the line.

● ● ● ●	_____
● ● ● ● ● ● ● ●	_____
● ● ● ● ● ● ● ●	_____
● ● ● ● ● ● ● ●	_____



Veteran's

Name: _____

Directions: Add.

$$\begin{array}{r} 3 + 1 = \\ 0 + 2 = \\ 3 + 2 = \end{array}$$
$$\begin{array}{r} 1 + 4 = \\ 1 + 1 = \\ + 0 = \end{array}$$
$$\begin{array}{r} 5 + 0 = \\ 1 + 2 = \end{array}$$

Missing Vowels

Name: _____

Directions: Cut out the vowels. Find the missing vowel in each word and glue it in the box.

s	□	n
b	□	g
p	□	h
d	□	g



Making Words







Name: _____


Directions: Cut out the letters. Rearrange them to make words. Write the words below.

Make a Rhyme

Name: _____

Directions: Cut out the pictures. Glue each picture next to a rhyming picture.





	□		□
	□		□
	□		□




Write

Name: _____

Directions: Write each word.

	_____	_____
		



Directions: Color and decorate the crown. Cut out the pieces and glue them on the rectangles. Cut out around the crown shape.

After completing this page, make a band. Either use the bands on the next page, or use construction paper strips. Staple them around the crown to form a crown shape.

Thank You,
Veterans!

PREVIEW



Marines



Air Force



Army



Navy



Coast Guard

What is a Veteran?

Name: _____

Veterans

Can:

Have

Access

PREVIEW

Ten Frames

Name: _____

Directions: Count the dots on each ten frame. Write the number on the line.

