



# FEBRUARY

# PRINT & GO PACK

Name: \_\_\_\_\_

## Read and Glue

Directions: Cut out the words. Glue each word next to the correct picture.



hug

fog

cut

pe

fan

tag


men

r

Name: \_\_\_\_\_

## Valentine's Day Add


Directions: Add the dots.



$$3 + 4 = 7$$



$$+ =$$



$$+ =$$



$$+ =$$

Name: \_\_\_\_\_

## Valentine's Day Writing

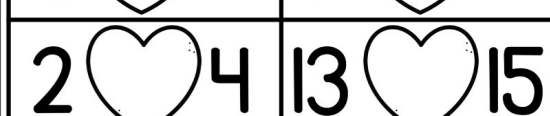
Write a sentence about each picture.



Name: \_\_\_\_\_

## Missing Number Hearts

Directions: Write the missing number inside each heart.



By Katie Roltgen

# WHAT'S INCLUDED:

This pack has 30 skill practice pages. Here are the skills covered:

Number Bonds

Sound Isolation

Teen Numbers

Rhyming

Ten Frames to 20

Reading Sentences

Number Tracing

Missing Sounds

Addition within 10

CVC Words

Missing Numbers

Writing

2D Shapes

Fine Motor Practice

# WHAT'S INCLUDED:

Name: \_\_\_\_\_

## Number Bonds

Directions: Write the missing number in each number bond.

5

1

4

2

3

1

Name: \_\_\_\_\_

## Teen Number Time

Directions: Write the missing number in each number sentence.

|                                   |                                   |                                      |
|-----------------------------------|-----------------------------------|--------------------------------------|
| <br>$10 + \underline{\quad} = 16$ | <br>$10 + \underline{\quad} = 13$ | <br>$10 + \underline{\quad} = \quad$ |
| <br>$10 + \underline{\quad} = 14$ | <br>$10 + \underline{\quad} = 17$ | <br>$10 + \underline{\quad} = \quad$ |

Name: \_\_\_\_\_

## Number Tracing

Directions: Trace the numbers. Color the picture.

Name: \_\_\_\_\_

## Cupcake Addition

Directions: Add.

|               |           |
|---------------|-----------|
| $2 + 1 =$     | $4 + 0 =$ |
| $2 + 3 =$     | $3 + 1 =$ |
| $0 + 2 =$     | $1 + 1 =$ |
| $2 + \quad =$ |           |

Name: \_\_\_\_\_

## Color by Number

Directions: Use the code to color the picture.

16 - red    17 - yellow    18 -   
19 - orange    20 - brown

Name: \_\_\_\_\_

## Heart Addition

Directions: Add.

|                             |                             |
|-----------------------------|-----------------------------|
| <br>$2 + 5 = 7$             | <br>$\quad + \quad = \quad$ |
| <br>$\quad + \quad = \quad$ | <br>$\quad + \quad = \quad$ |
| <br>$\quad + \quad = \quad$ | <br>$\quad + \quad = \quad$ |

Name: \_\_\_\_\_

## Missing Number

Directions: Write the missing number.

|    |  |    |   |
|----|--|----|---|
| 8  |  | 10 | 5 |
| 11 |  | 3  |   |
| 15 |  | 6  |   |
| 2  |  | 13 |   |
| 9  |  | 17 |   |

Name: \_\_\_\_\_

## Trace the Shapes

Directions: Rainbow trace each shape with the colors shown below.


red    pink    purple

# WHAT'S INCLUDED:

Name: \_\_\_\_\_

### Love Bug Ten Frame

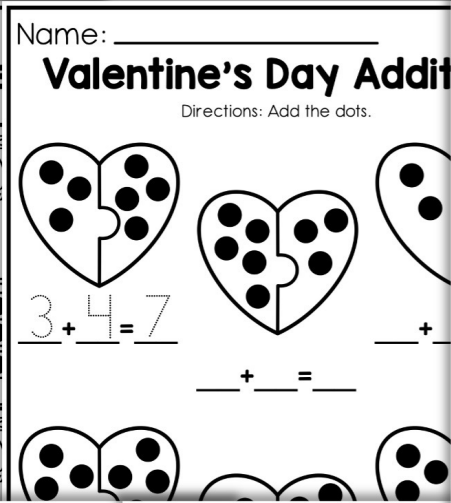
Directions: Count and write how many.



Name: \_\_\_\_\_

### Valentine's Day Addition


Directions: Add the dots.



Name: \_\_\_\_\_

### Valentine's Vocabulary

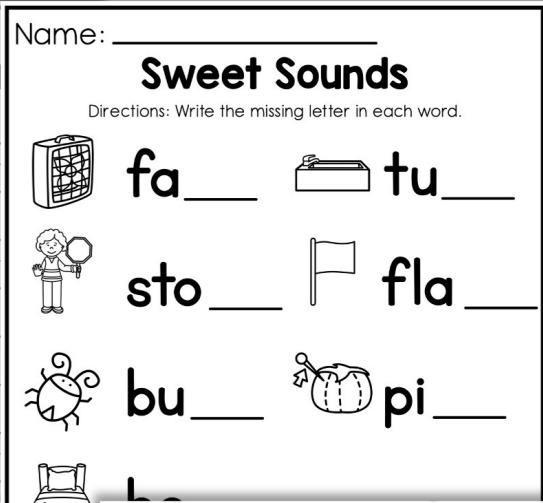
Directions: Trace and write each word.



Name: \_\_\_\_\_

### Sweet Sounds

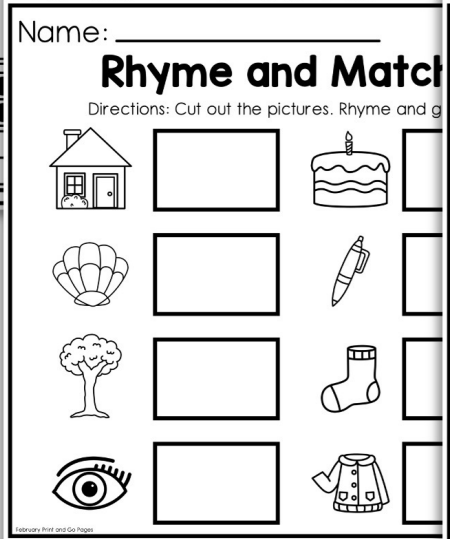
Directions: Write the missing letter in each word.



Name: \_\_\_\_\_

### Rhyme and Match

Directions: Cut out the pictures. Rhyme and match.



Name: \_\_\_\_\_

### Glue and Read

Directions: Cut out the pictures. Glue each word next to the correct picture. Read the sentence.

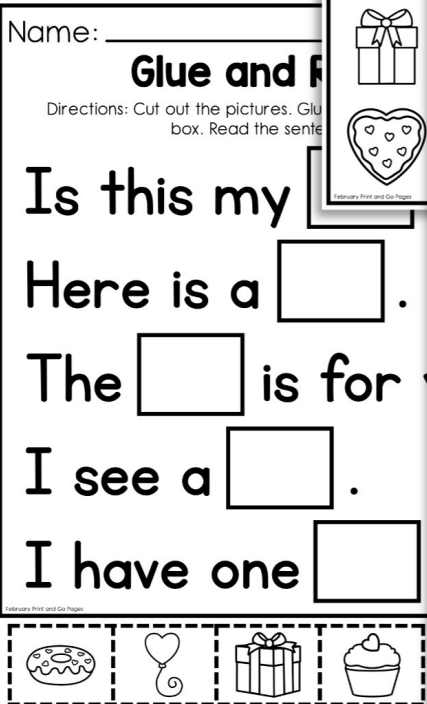
Is this my \_\_\_\_\_?

Here is a \_\_\_\_\_.

The \_\_\_\_\_ is for \_\_\_\_\_.

I see a \_\_\_\_\_.


I have one \_\_\_\_\_.



Name: \_\_\_\_\_

### Read and Match


Directions: Cut out the sentences. Read and match.



Name: \_\_\_\_\_

### Read and Glue

Directions: Cut out the words. Glue each word next to the correct picture.



It can plug in here.

He can tap on drum.

I can spin it!

I will cut it.

hug fog cut pen


fan tag men rip

# WHAT'S INCLUDED:

## Name: \_\_\_\_\_ Color by Letter

Directions: Use the code to color the picture.

Aa - red  
Bb - pink  
Cc - purple  
Dd - brown  
Ee - blue



## Name: \_\_\_\_\_ Read and Color

Directions: Read and color the matching picture.

The top is up here.



Tom is in the mud.



I can fix it.



## Name: \_\_\_\_\_ We Love to Sort!

Directions: Cut out the pictures. Sort and glue each picture based on its beginning sound.

| b | d | f |
|---|---|---|
|   |   |   |
|   |   |   |
|   |   |   |



## Name: \_\_\_\_\_ Word Family Sort

Directions: Cut out the words. Sort and glue each word based on its word family.

| <br>_ap |  |
|---------|--|
| <br>_ip |  |
| <br>_op |  |

## Name: \_\_\_\_\_ Valentine's Day

Write a sentence about each picture.



## Name: \_\_\_\_\_ My Opinion


Which gift is better: chocolates or



or


## Name: \_\_\_\_\_ Label the Picture

Label five parts of the picture.




## Name: \_\_\_\_\_ A Special Gift!

Make a gift for someone special. Draw a picture of the gift inside the box. Write a sentence about the gift.



# WHAT'S INCLUDED:



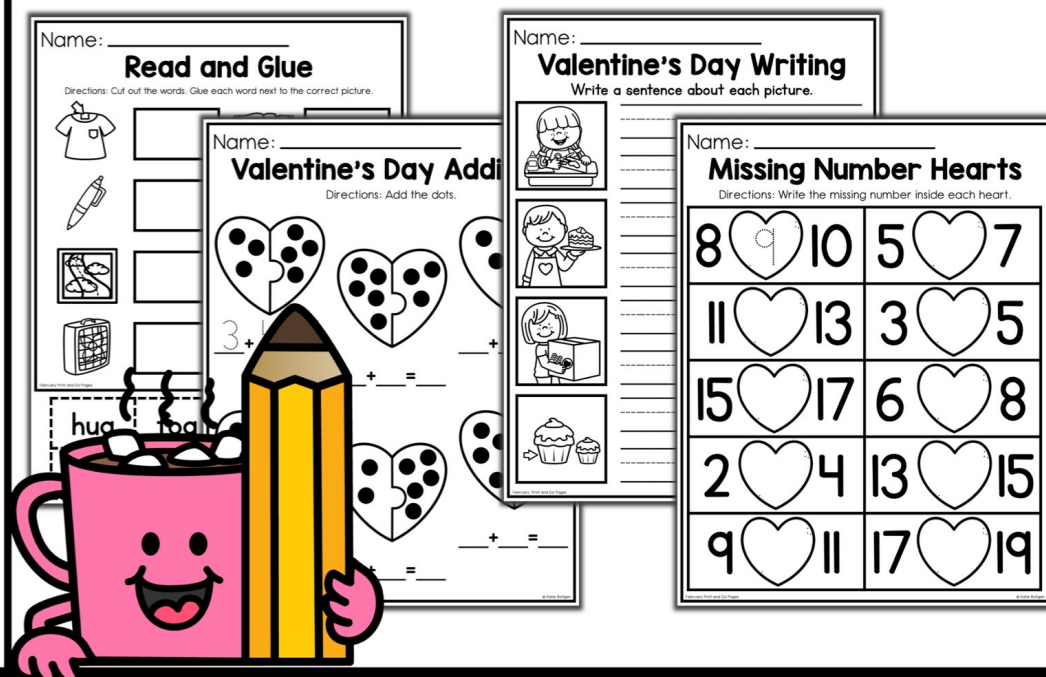




# LOVE IT?

Click on the photo to view this product on TpT and add it to your cart!

## FEBRUARY PRINT & GO PACK



By Katie Roltgen