




APRIL

PRINT & GO PACK

Name: _____

Addition Sort

Directions: Cut out the equations. Sort and glue each equation under the correct sum.






		

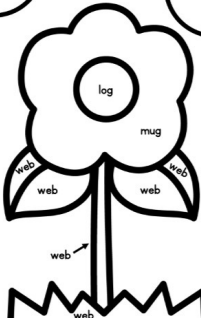

$7+2=$	$2+5=$	$1+7=$	$5+4=$
$4+4=$	$6+3=$	$4+3=$	$2+6=$

Name: _____

Color by Word

Directions: Use the code to color the picture.





 = black	 = green	 = pink
 = yellow	 = pink	



Name: _____

My Spring Story










Write a story that uses the words shown.

			
butterfly	flower	rain	rain

Name: _____

Windy Words

Directions: Look at each picture. Write the word on the line.

		
_____	_____	_____
		
_____	_____	_____
		
_____	_____	_____

By Katie Roltgen

WHAT'S INCLUDED:

This pack has 30 skill practice pages. Here are the skills covered:

Addition within 10

Base Ten to 20

Subtraction within 10

Counting by Tens to 100

Teen Numbers/Ten Frames

Missing Numbers to 30

Syllables & Rhyming

Reading Sentences

Sound Isolation

Beginning Blends

CVC Words

Digraphs Sh and Th

Writing

Fine Motor Practice

WHAT'S INCLUDED:

Name: _____

Color by Sum

Directions: Use the code to color the picture.

1 - brown 2 - orange 3 - yellow
4 - green 5 - blue 6 - purple

Name: _____

Beehive Base Ten So

Directions: Cut out the base ten pieces. Match and glue.

16		18	
13		12	
19		17	
15		14	

Name: _____

Spring Subtraction

Directions: Subtract.

6-3= 9-8=
5-0= 7-1=
3-2= 5-4=
8-6=

Name: _____

Bunny's Base Ten

Directions: Color the blocks to show each number.

17	14
11	18
16	19

Name: _____

Counting by Tens

Directions: Cut out the flowers. Count by tens and missing flowers in order.

10			

50 80 20 40 90
30 70 100 10 60

Name: _____

Color by Number

Directions: Use the code to color the picture.

15 - yellow 16 - green
18 - black 19 - purple

Name: _____

Rainy Day Number

Directions: Write the missing number.

1	2	3	
	7		
		13	
16			19
	22		
		28	

Name: _____

Finish the Ten Frames

Directions: Each of the ten frames is showing the wrong number. Add more dots to show each number.





17		12	
14		18	
15		13	
19		16	

WHAT'S INCLUDED:

Name: _____

Cut, Glue, and Read

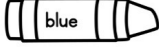

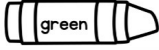

Directions: Cut out the pictures. Glue one picture in each box. Read the sentences.


- I like the .
- Jan has a .
- Do you see the .
- The  is in a box.

Name: _____

Color by First Sound

Directions: Use the code to color each picture.







gl =  fl = 
 st =  sk = 



Name: _____

Finish the Words

Directions: Write the missing letters in each word.

 m a p	 d _____	 _____ c
 _____ u _____	 h _____	 _____

Name: _____

Rhyming Garden

Directions: For each word, write two words that rhyme.

jet	map	fun
met	_____	_____
hop	dig	_____

Name: _____

Picnic Time

Make a list of food you would pack for a picnic.


- _____
- _____
- _____
- _____
- _____
- _____
- _____
- _____



Name: _____

A Rainy Day


Draw and write about what you would do on a rainy day.



Name: _____

My Opinion





Would you like to play in the mud?
Why or why not?



Name: _____

My Spring Story

Write a story that uses the words shown.

 butterfly	 flower	 rain	 rainbow
---	--	--	---

WHAT'S INCLUDED:

Name: _____

Let's Draw a Bee!

Directions: Follow the directions to draw a bee. The something you know about bees.

1 2 3 4 5

Name: _____

Hop and Trace

Directions: Trace the lines from left to right.

Name: _____

Signs of Spring

Directions: Trace on the line with each color.

red
orange
yellow
green
blue

Name: _____

Cut and Glue

Directions: Cut out the eggs. Glue them on the nest.
Color the picture.

Name: _____

Count by Tens Puzzle

Directions: Color the puzzle. Cut it out. Mix it up. Glue it below.

Name: _____

Letter Tracing

Directions: Find and trace each number.

1 2 3 4 5 6 7 8 9 10 11 12 13 14 15 16 17 18 19 20

10 20 30 40 50 60 70 80 90 100