


MAY


PRINT & GO PACK


Name: _____


Read and Color


Directions: Read and color the matching picture.

I see ants on it. 

Meg likes to swim. 

I see a red crab. 

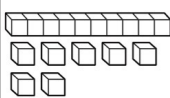
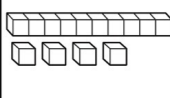

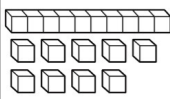
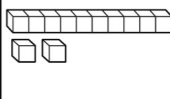

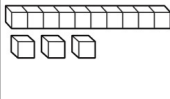
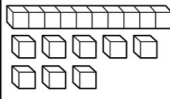

Tom has a big frog. 

Will he get a fish? 

Name: _____

Tens and Ones






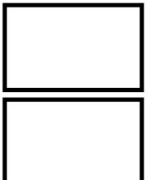

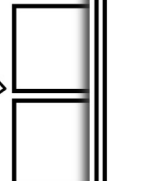
Directions: Count the tens and ones. Color the correct number.

		
(15) (17) (16)	(14) (15) (12)	(13)
		
(16) (18) (19)	(12) (11) (14)	(15)
		
(13) (12) (15)	(17) (19) (18)	(13)









Name: _____

Bird's Blends

Directions: Cut out the pictures. Sort and glue each picture based on its beginning blend.

May Print and Go Pages

Name: _____

Sort It Out

Directions: Cut out the equations. Sort and glue each equation under the correct number.

4	5	6
$4+2=$	$7-3=$	$3+2=$
$1+4=$	$2+2=$	$8-2=$
$6-2=$	$3+3=$	$9-4=$
$6-1=$		

May Print and Go Pages

By Katie Roltgen

WHAT'S INCLUDED:

This pack has 30 skill practice pages. Here are the skills covered:

Addition within 10

Rhyming

Base Ten to 20

Reading Sentences

Subtraction within 10

Sound Isolation

Counting by Tens to 100

Beginning Blends

Ten Frames

Writing Words

Number Bonds

Digraphs Ch and Sh

Real World 3D Shapes

Writing

10+_ (Making Teen Numbers)

Fine Motor Practice

WHAT'S INCLUDED:

Name: _____

Teen Number Time

Directions: Add dots to the second ten frame to find equation.

	+		=	
	+		=	
	+		=	
	+		=	

Name: _____

Color by Sum

Directions: Use the code to color the picture.

1 - yellow 2 - blue 3 - red
4 - green 5 - purple

Name: _____

Tulip Addition

Directions: Cut out the tulips at the bottom of the page. Use them to help solve the equations.

$5+3=$	$3+6=$
$4+2=$	$7+3=$
$2+5=$	$7+1=$

Name: _____

Strawberry Subtraction

Directions: Cut out the strawberries at the bottom of the page. Use them to help solve the equations.

$8-4=$	$6-2=$
$10-7=$	$7-5=$
$9-3=$	$8-7=$

Name: _____

Butterfly Ten Frame

Directions: Draw dots to show each number on the ten frame.

5	3
8	10
4	7
9	6

Name: _____

Tens and Ones

Directions: Count the tens and ones. Color the correct number.

(15) (17) (16)	(14) (15) (12)	(13) (11) (10)
(16) (18) (19)	(12) (11) (14)	(15) (13) (10)
(13) (12) (15)	(17) (19) (18)	(13) (11) (10)

Name: _____

Flower Number

Directions: Write the missing number.

8	4
5	2
6	3

Name: _____

Real World Shapes

Directions: Color the objects that match each 3D shape.



 cone	
 cylinder	
 sphere	
 cube	
 rectangular prism	

WHAT'S INCLUDED:



Name: _____

Add the Dice



Directions: Add by counting the dots on both dice. Write the equation.

6 + 3 = 9 + =

 + = + =




 + =

May Print and Go Pages

Name: _____

Sort It Out

Directions: Cut out the equations. Sort and glue each equation under the correct number.



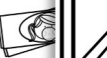



		
---	---	---

May Print and Go Pages

Name: _____

Middle Sounds

Directions: Color the middle sound in each word.





 <u>u</u> <u>i</u> <u>a</u>	 <u>o</u> <u>e</u> <u>i</u>	 <u>a</u> <u>e</u> <u>i</u>
 <u>a</u> <u>e</u> <u>u</u>	 <u>u</u> <u>o</u> <u>i</u>	 <u>i</u> <u>e</u> <u>a</u>

May Print and Go Pages

Name: _____

Bird's Blends

Directions: Cut out the pictures. Sort and glue each picture based on its beginning blend.

May Print and Go Pages

Name: _____

Sentence Work

Directions: Read each sentence. Rewrite each sentence with correct capitalization and punctuation.

i like the tan cat

do you see ted

look at that big bug




jen can run to the v

May Print and Go Pages

Name: _____

Which Word

Directions: Circle the word that matches each picture.







 cut cub fin
 sock sick dog
 cast cat best

May Print and Go Pages

Name: _____

Ch or Sh

Directions: Write the beginning digraph.

 <u> </u> ip	 <u> </u> in
 <u> </u> op	 <u> </u> ips
 <u> </u> ell	 <u> </u> ick

May Print and Go Pages

Name: _____

Spring Read and Draw

Directions: Read each sentence. Draw a picture to match.

He has a bug in his net.

I like to hop in the pond.

I see a frog on the log.

May Print and Go Pages

WHAT'S INCLUDED:

Name: _____ A Pond of Rhymes

Directions: Look at the words in the pond. Find a rhyme for each word below and write it on the line.

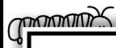
hat _____	shop _____
band _____	mug _____
dish _____	vest _____
net _____	rod _____

Name: _____ Caterpillar's Lunch

Directions: Cut out the pictures. Sort and glue each picture based on its first letter.







Name: _____ Read and Color

Directions: Read and color the matching picture.

I see ants on it.



Meg likes to swim.



I see a red crab.



Tom has a big frog.



Will he get a fish?



Name: _____ Glue and Read

Directions: Cut out the pictures. Glue one picture in each box. Read the sentences.

That is a .

Can I get a .

He has a .

Do you see a .

Th .



Name: _____ Pack a Pool

Make a list of items you would pack to the pool.

- | | |
|----------|----------|
| 1. _____ | 4. _____ |
| 2. _____ | 5. _____ |
| 3. _____ | 6. _____ |




Name: _____ My Opinion: Lemonade

Do you like lemonade? Why or why not?



Label the Picture Name: _____

Label five parts of the picture.



Name: _____ My Pond Story

Write a story that uses the words shown below.



pond



lily pad



fly



tadpole

WHAT'S INCLUDED:

