



SPRING-THEMED DRAW & WRITE



DRAW and WRITE					
Name: _____					
snail					
1	2	3	4	5	6
			<hr/> <hr/> <hr/>		
			<hr/> <hr/> <hr/>		
			<hr/> <hr/> <hr/>		
			<hr/> <hr/> <hr/>		
			<hr/> <hr/> <hr/>		

Spring Draw and Write © Katie Rolgen

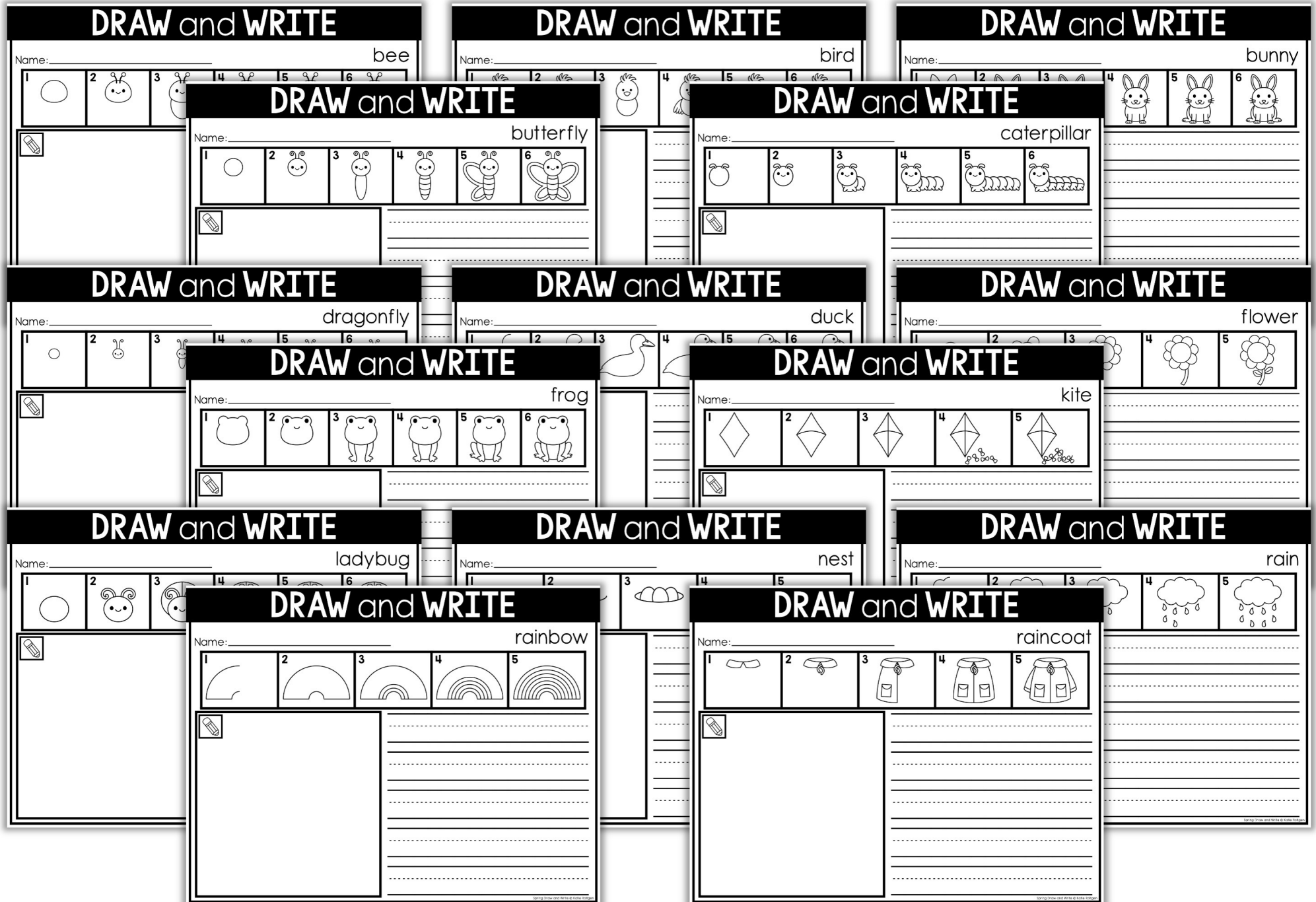
By Katie Roltgen

ABOUT THIS RESOURCE:



This resource includes 20 directed drawing pages for spring. Students will follow the steps to draw each picture. Then they can write about the picture or write a story on the lines.



There is a blank writing page at the end of the pack for students who need more writing lines. You can use this to make the Draw and Write pages double sided or just staple the pages together.



PAGES INCLUDED:







PAGES INCLUDED:


DRAW and WRITE					
Name: _____ snail					
1	2	3	4	5	6
					
					

DRAW and WRITE					
Name: _____ sprout					
1	2	3	4	5	6
					
					

DRAW and WRITE					
Name: _____ tulip					
1	2	3	4	5	6
					
					

DRAW and WRITE					
Name: _____ umbrella					
1	2	3	4	5	6
					
					

DRAW and WRITE					
Name: _____ watering can					
1	2	3	4	5	6
					
					



(Plus a blank writing page for longer stories ☺)

