


100TH DAY CRAFT ACTIVITY



By Katie Roltgen

ABOUT THIS RESOURCE:

This is a 100th Day of School craft and math activity. After cutting out the pieces, students will arrange the sunbeams in order from 10-100, counting by tens.

There are different versions of the activity, which you can read about on the next page.

Activity Prep:

Choose the version of the activity that you want to use. Make copies on yellow paper.

How to Assemble:

Students will cut out the sun and sunbeams. They will arrange the numbered sunbeams around the sun in order and glue them in place.

ABOUT THIS RESOURCE:

There are different versions of the activity, which you can read about here:

Sun Template: There are three different options.

Option 1: Students will write their name on the line.

Option 2: Students just cut out the sun.

Option 3: Students can leave it as is or you can attach a picture of the student in the center (as shown below).



OPTION 1



OPTION 2



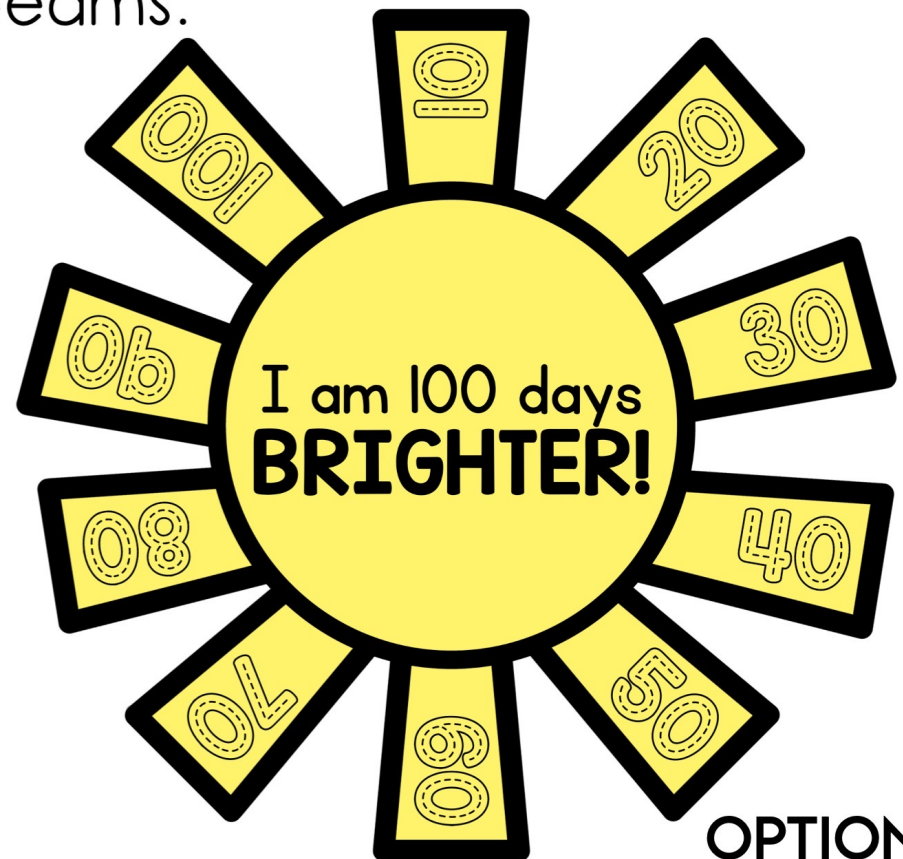

OPTION 3


ABOUT THIS RESOURCE:

There are different versions of the activity, which you can read about here (continued):

Sunbeam Template: There are two different options.

- Option 1: Students will just cut out the numbered sunbeams.
Option 2: Students will trace the numbers before cutting out the sunbeams.















PREVIEW