

READ, CUT, GLUE, WRITE

DECODABLE SENTENCES

BY KATIE ROLTGEN

Name: _____

1. Read. 2. Cut. 3. Glue. 4. Write.




Kim has a big wig

--	--	--	--	--

Short I Decodable Sentence Work © Katie Roltgen

Name: _____

1. Read. 2. Cut. 3. Glue. 4. Write.


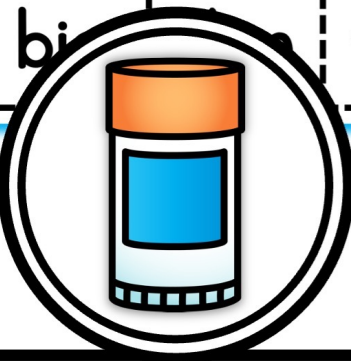


The tin has a lid.

--	--	--	--	--

Short I Decodable Sentence Work © Katie Roltgen

8



a has tin lid. The

SHORT I

ABOUT THIS RESOURCE:

This pack includes 50 decodable sentence pages. Each page has a decodable sentence that focuses on Short I CVC words.

Students will read the sentence, cut out the words, glue the words in order, and write the sentence on the line.

Preparation:

Simply print each page that you want to use!

Materials Needed:

Scissors, glue, and a pencil

HIGH-FREQUENCY WORDS

In addition to the short I CVC words, the following high-frequency words are used in this pack:

he

and

has

can

a

I

the

am

is

like

on

to

in

see

it

had

A CLOSER LOOK

Name: _____

1. Read.



2. Cut.



3. Glue.



4. Write.



He has a bib.

He

has

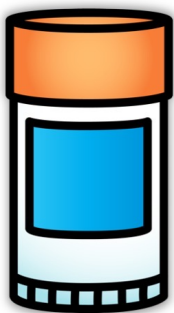
a

bib.

He has a bib.

Students will read the sentence, cut out the words, glue the words in order, and write the sentence on the line.

The pages are numbered for organizational purposes. They can be used in any order.





GIVE IT A TRY!


You can try this product
prior to purchasing. Feel
free to print the next page
to try before you buy!

Name: _____

1. Read.



2. Cut.



3. Glue.



4. Write.



He has a bib.

--	--	--	--

bib.	He	a	has
------	----	---	-----