

# READ, CUT, GLUE, WRITE

# DECODABLE SENTENCES

BY KATIE ROLTGEN

Name: \_\_\_\_\_

1. Read.    2. Cut.    3. Glue.    4. Write.



The can has a tab

--	--	--	--	--

Short A Decodable Sentence Work © Katie Roltgen

Name: \_\_\_\_\_

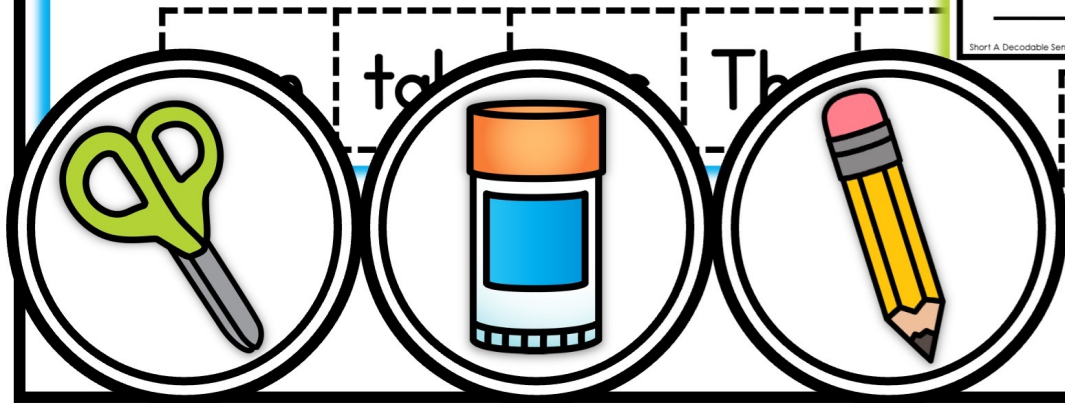
1. Read.    2. Cut.    3. Glue.    4. Write.



I sat in a cab.

--	--	--	--	--

Short A Decodable Sentence Work © Katie Roltgen



a    sat    I    cab.    in

# SHORT A

# ABOUT THIS RESOURCE:

This pack includes 50 decodable sentence pages. Each page has a decodable sentence that focuses on Short A CVC words.

Students will read the sentence, cut out the words, glue the words in order, and write the sentence on the line.

## Preparation:

Simply print each page that you want to use!

## Materials Needed:

Scissors, glue, and a pencil





# HIGH-FREQUENCY WORDS

In addition to the short A CVC words, the following high-frequency words are used in this pack:

I	am
in	has
a	like
he	it
is	see
the	and
on	

# A CLOSER LOOK

Name: \_\_\_\_\_

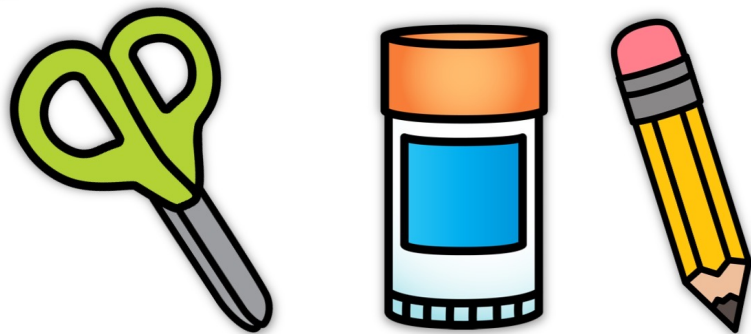
1. Read.  2. Cut.  3. Glue.  4. Write. 

I sat in a cab.

I sat in a cab.

Short A Decodable Sentence Work © Katie Rolgen

Students will read the sentence, cut out the words, glue the words in order, and write the sentence on the line.



The pages are numbered for organizational purposes. They can be used in any order.



# GIVE IT A TRY!


You can try this product  
prior to purchasing. Feel  
free to print the next page  
to try before you buy!

Name: \_\_\_\_\_

1. Read.



2. Cut.



3. Glue.



4. Write.



I sat in a cab.

--	--	--	--	--

---

---

---

a	sat	I	cab.	in
---	-----	---	------	----