







ROLL & READ

SHORT O CVC WORDS

Name: _____

Roll and Read

Directions: Roll a die and read the matching sentence.







	A hog is on top.	① ② ③
	We like to hop.	① ② ③
	I can see the dot.	① ② ③
	I nod to Don.	① ② ③
	Is the pot hot?	① ② ③
	Look at the cob.	① ② ③

Short O Roll and Read © Katie Rolitgen

Name: _____

Roll and Read

Directions: Roll a die and read the matching sentence.

	It is in the pot.	① ② ③
	Don had a dog.	① ② ③
	Tom can hop on it.	① ② ③
	He can nod.	① ② ③
	Here is his cot.	① ② ③
	It can pop up.	① ② ③


Short O Roll and Read © Katie Rolitgen

By Katie Rolitgen


ABOUT THIS RESOURCE:

This pack includes 15 Roll and Read pages. Each page has six decodable sentences that focus on Short O CVC words. Students will roll a six-sided die and match their roll to that sentence. Then they will read the sentence.

There are two versions of the activity. The first version has three numbered tracking dots at the end of each sentence. Students will color or check a numbered dot after they read each sentence. I also included a version without the dots.

Name: _____		
Roll and Read		
Directions: Roll a die and read the matching sentence.		
<input type="checkbox"/>	I jog to the log.	① ② ③
<input type="checkbox"/>	It is his job.	① ② ③
<input type="checkbox"/>	Look at the pod.	① ② ③
<input type="checkbox"/>	The dog had a dot.	① ② ③
<input type="checkbox"/>	We mop a lot.	① ② ③
<input type="checkbox"/>	Here is the box.	① ② ③
<small>© 2014 Roll and Read by Katie Stanger</small>		

WITH TRACKING DOTS

Name: _____		
Roll and Read		
Directions: Roll a die and read the matching sentence.		
<input type="checkbox"/>	I jog to the log.	
<input type="checkbox"/>	It is his job.	
<input type="checkbox"/>	Look at the pod.	
<input type="checkbox"/>	The dog had a dot.	
<input type="checkbox"/>	We mop a lot.	
<input type="checkbox"/>	Here is the box.	
<small>© 2014 Roll and Read by Katie Stanger</small>		

WITHOUT TRACKING DOTS

ABOUT THIS RESOURCE:

In addition to the CVC words, there are 24 high-frequency words used in the sentences. The words are:

I	has	look
in	see	can
a	like	had
is	and	big
am	to	we
on	his	at
it	did	
he	up	
the	here	



GIVE IT A TRY!







You can try this product prior to purchasing. Feel free to print the next page to try before you buy!

Name: _____



Roll and Read

Directions: Roll a die and read the matching sentence.

	I jog to the log.	① ② ③
	It is his job.	① ② ③
	Look at the pod.	① ② ③
	The dog had a dot.	① ② ③
	We mop a lot.	① ② ③
	Here is the box.	① ② ③

MORE SAMPLE PAGES

Name: _____

Roll and Read

Directions: Roll a die and read the matching sentence.

•	I jog to the log.
••	It is his job.
•••	Look at the pod.
••••	The dog had a dot.
•••••	We mop a lot.
••••••	Here is the box.

©2011 © Roll and Read © Katie Schopen

Name: _____

Roll and Read

Directions: Roll a die and read the matching sentence.

•	We see the box.
••	I see the cob.
•••	A dot is on top.
••••	It is not his rod.
•••••	Tom and Don jog.
••••••	It is hot.

©2011 © Roll and Read © Katie Schopen

Name: _____

Roll and Read

Directions: Roll a die and read the matching sentence.

•	It is in the pot.	①
••	Don had a dog.	②
•••	Tom can hop on it.	③
••••	He can nod.	④
•••••	Here is his cot.	⑤
••••••	It can pop up.	⑥

©2011 © Roll and Read © Katie Schopen

Name: _____

Roll and Read

Directions: Roll a die and read the matching sentence.

•	He got a job.
••	The pot is hot.
•••	Can he see the fog?
••••	Here is the top.
•••••	I hop to the box.
••••••	I like the fox.

©2011 © Roll and Read © Katie Schopen

Name: _____

Roll and Read

Directions: Roll a die and read the matching sentence.

•	A hog is on top.
••	We like to hop.
•••	I can see the dot.
••••	I nod to Don.
•••••	Is the pot hot?
••••••	Look at the cob.

©2011 © Roll and Read © Katie Schopen

Name: _____

Roll and Read

Directions: Roll a die and read the matching sentence.

•	Tom got a dog.	①
••	I sob on a log.	②
•••	Look at it hop!	③
••••	The log is on top.	④
•••••	A fox is on the cot.	⑤
••••••	Here is a pot.	⑥

©2011 © Roll and Read © Katie Schopen

THIS IS JUST A SAMPLE OF THE PAGES. THERE ARE 30 PAGES IN ALL – 15 WITH TRACKING DOTS AND 15 WITHOUT TRACKING DOTS.