


Introduce your new students to basic kindergarten math, literacy, writing, & fine motor skills

with this August no-prep pack!

**SCROLL**

to take a look inside!

# AUGUST NO PREP PACK



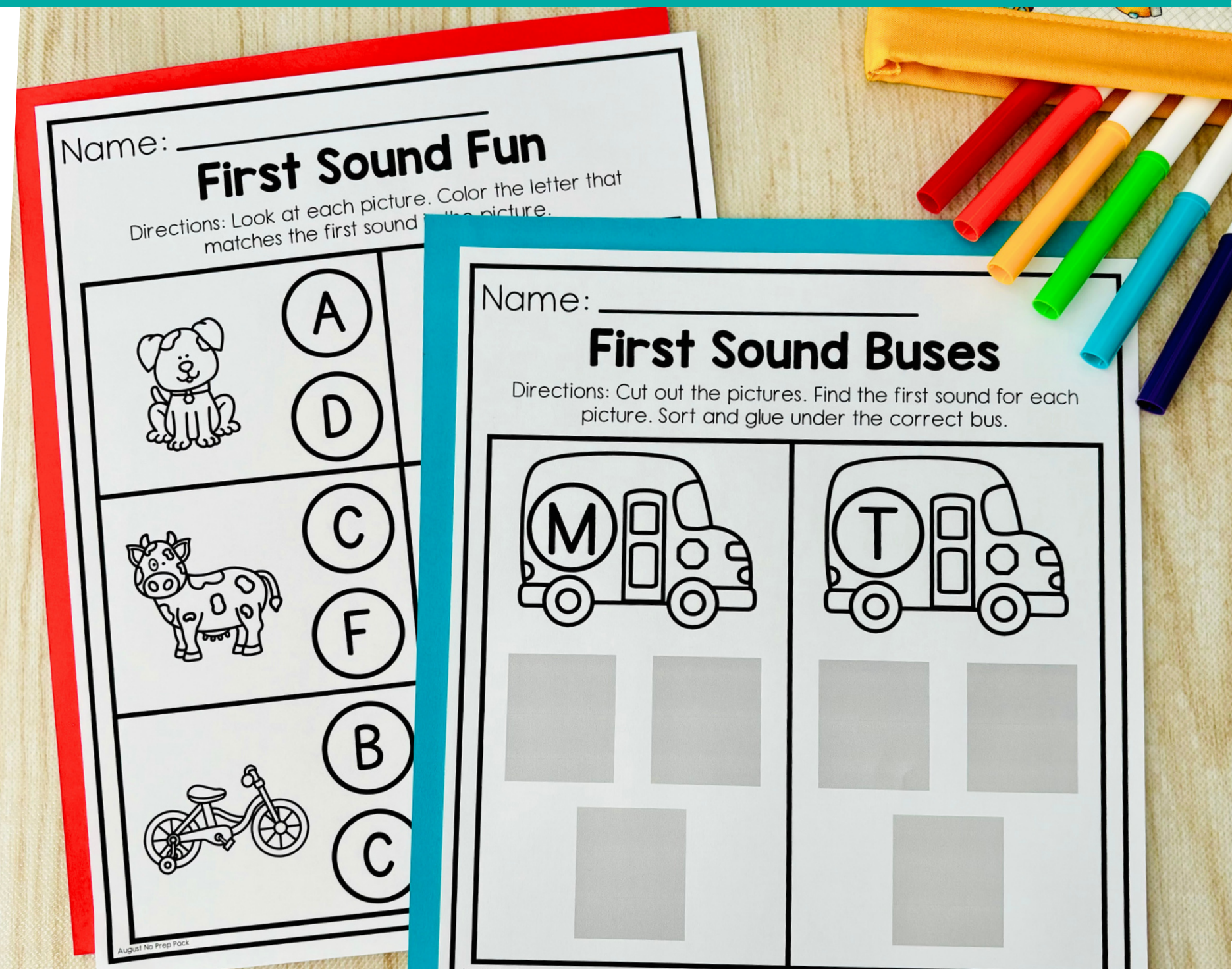
**30  
PAGES!**

By Katie Roltgen

# LOOKING FOR NO-PREP, HIGHLY MOTIVATING SKILL PRACTICE PAGES?

**This pack has 30  
no-prep skill pages!**

- ✓ 10 math pages
- ✓ 10 literacy page
- ✓ 5 writing pages
- ✓ 5 fine motor pages



# MATH SKILLS

Patterns

Number tracing


Counting to 10

1:1 correspondence

Number ID

Colors

2D shapes



# A CLOSER LOOK

There are 10 math skill pages. Here's a look at a few of them!

Name: \_\_\_\_\_

## School Patterns

Directions: Cut out the pictures. Finish each pattern.


August No Prep Pack

Name: \_\_\_\_\_

## School Number Tracing

Directions: Trace each number.


August No Prep Pack

Name: \_\_\_\_\_

## Color Sorting

Directions: Cut out the pictures. Sort and glue each picture based on its color.


August No Prep Pack

Name: \_\_\_\_\_

## Color by Shape

Directions: Use the code to color each shape.


August No Prep Pack

# LITERACY SKILLS

Letter tracing

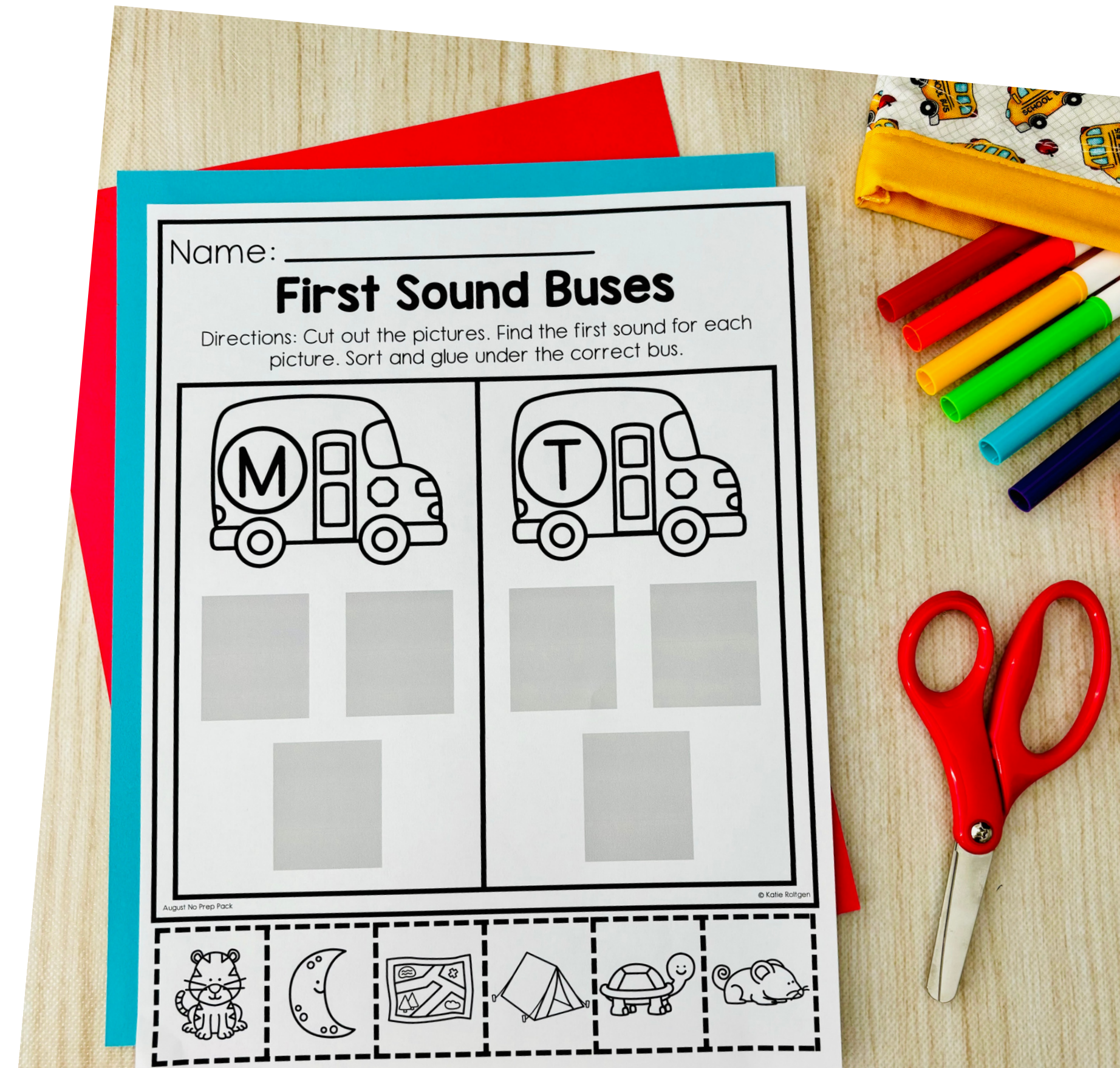
Rhyming

Letter ID

First sound isolation

Letter sounds



Syllables



Name: \_\_\_\_\_


## First Sound Buses

Directions: Cut out the pictures. Find the first sound for each picture. Sort and glue under the correct bus.



August No Prep Pack

© Katie Roligan



# A CLOSER LOOK


There are 10 literacy skill pages. Here's a look at a few of them!

Name: \_\_\_\_\_

## Lunchtime Letters

Directions: Trace each letter.

A B C D  
E F G H





August No Prep Pack

Name: \_\_\_\_\_

## Rhyme and Sort

Directions: Cut out the pictures. Find each rhyme and glue each picture onto the correct backpack.








August No Prep Pack

Name: \_\_\_\_\_

## First Sound Fun

Directions: Look at each picture. Color the letter that matches the first sound in the picture.


	A D		M B
	C F		S D
	B C		T A










August No Prep Pack

Name: \_\_\_\_\_

## Counting Syllables

Directions: Count the syllables in each word. Circle the number.



 1 2 3	 1 2 3	 1 2 3
 1 2 3	 1 2 3	 1 2 3
 1 2 3	 1 2 3	 1 2 3

August No Prep Pack


# A CLOSER LOOK

Here are the writing pages included in the pack:

Name: \_\_\_\_\_

### Colorful Pencils

Directions: Trace the color name on each pencil that color to color the pencil.



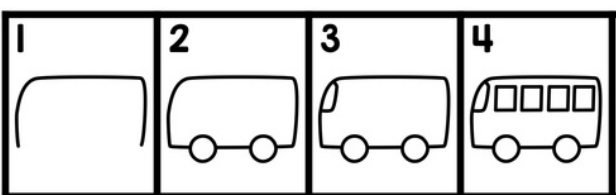
red  
yellow  
blue  
pink

August No Prep Pack


Name: \_\_\_\_\_

### Let's Draw a Car

Directions: Follow the directions to color the car.



1 2 3 4

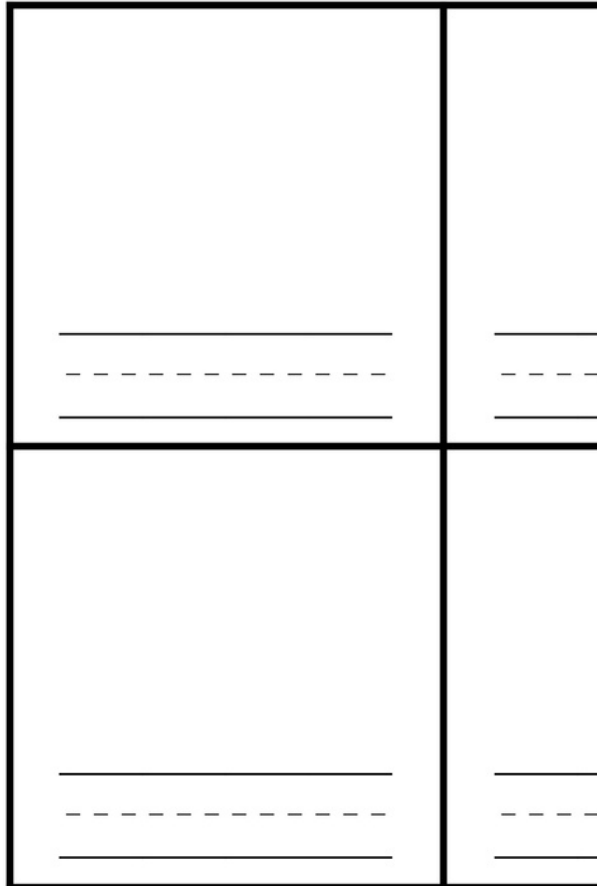


August No Prep Pack © Katie Roligan

Name: \_\_\_\_\_

### My Favorite Lunch

Directions: Think about what kinds of food you like to eat for lunch. Draw a picture of each food in the boxes below. Write a label for each food.

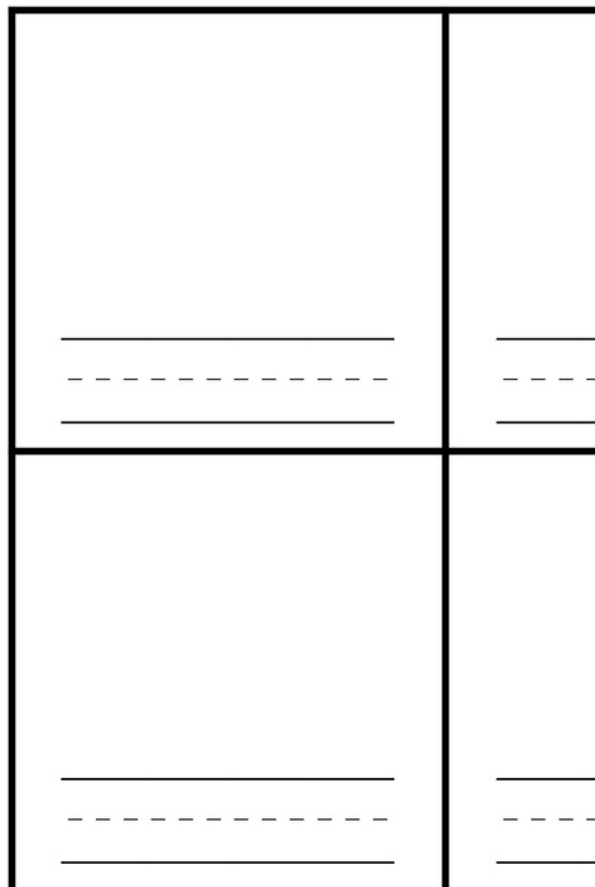


August No Prep Pack © Katie Roligan

Name: \_\_\_\_\_

### My Favorite Things

Directions: What do you like? Think about your favorite activities, or things. Draw a picture of each thing in the boxes below. Write a label for each thing.



August No Prep Pack © Katie Roligan

### All About Me!


My name is \_\_\_\_\_

Color the letters that are in your name.


A	B	C	D	E	F	G	H	I	J	K	L	M
N	O	P	Q	R	S	T	U	V	W	X	Y	Z

Draw a picture of yourself.

What is your favorite color? Use it to color the heart.



How old are you? Color the fingers to show your age.



August No Prep Pack © Katie Roligan



# A CLOSER LOOK

Here are the fine motor pages included in the pack:

Name: \_\_\_\_\_

### School Rainbow 1

Directions: Trace the entire picture with \_\_\_\_\_




October No Prep Pack

Name: \_\_\_\_\_

### Let's Go to School

Directions: Trace the lines from left to right.

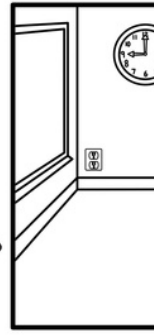



August No Prep Pack

Name: \_\_\_\_\_

### Classroom Search

Directions: Trace on the line with each color.

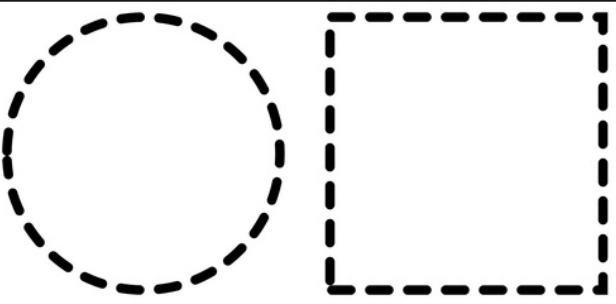
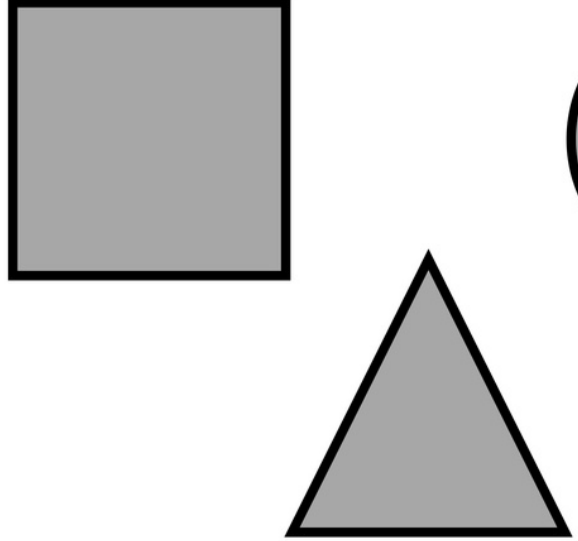



August No Prep Pack

Name: \_\_\_\_\_

### Shape Cut and Match

Directions: Cut out the shapes. Match each shape to the shape below.


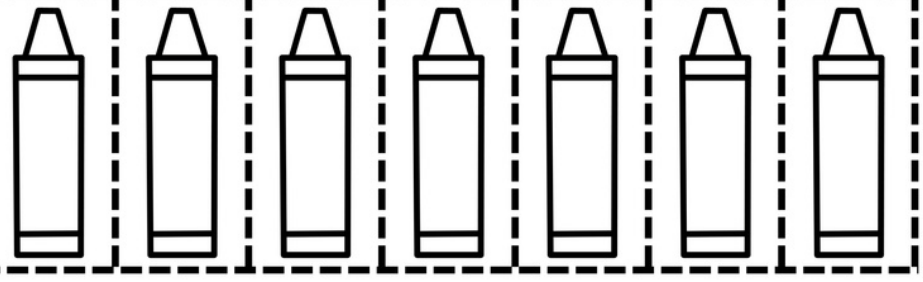
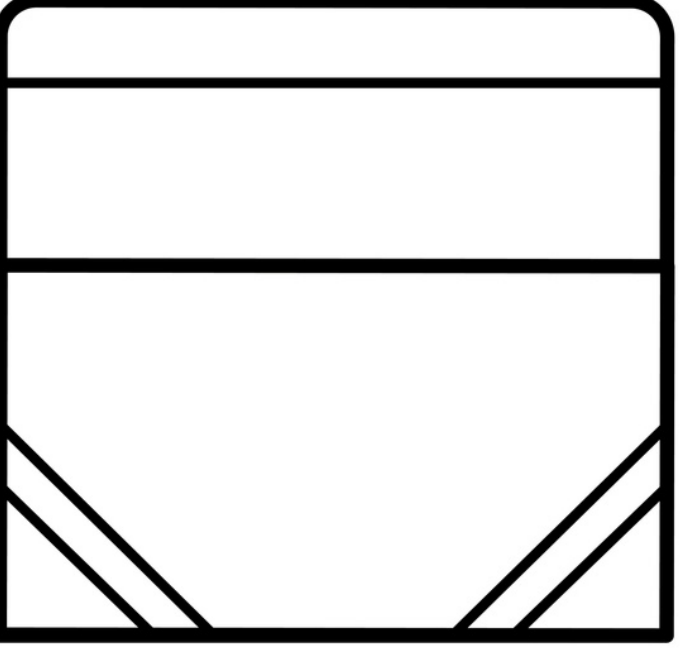


August No Prep Pack

Name: \_\_\_\_\_

### Build a Crayon Box

Directions: Cut on the lines to cut out the crayons. Glue the crayons on top of the crayon box.



August No Prep Pack



# WAYS TO USE THIS PACK

**Whole  
group  
skill  
practice**

**Small  
group  
skill  
practice**

**First day of  
school**

**With a  
Back to  
School  
read  
aloud**

**Morning  
work**

**and more!**

# 4 QUICK THINGS TO KNOW

- ① These pages are designed for kindergarten, but could be used in other grade levels and educational settings.
- ② These pages are not editable.
- ③ All pages print in black ink.
- ④ There is no prep required – just print and teach!

