

READ, CUT, GLUE, WRITE

DECODABLE SENTENCES


BY KATIE ROLTGEN

Name: _____

1. Read.



2. Cut.



3. Glue.



4. Write.



We see a web.

--	--	--	--

Short E Decodable Sentence Work © Katie Roltgen

Name: _____

1. Read.



2. Cut.



3. Glue.



4. Write.



My pet has a bed.

--	--	--	--	--

Short E Decodable Sentence Work © Katie Roltgen

5

web.

a

bed.

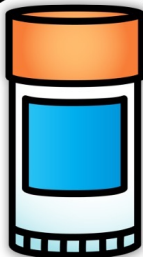
My

a

has

pet

SHORT E



ABOUT THIS RESOURCE:

This pack includes 50 decodable sentence pages. Each page has a decodable sentence that focuses on Short E CVC words.

Students will read the sentence, cut out the words, glue the words in order, and write the sentence on the line.

Preparation:

Simply print each page that you want to use!

Materials Needed:

Scissors, glue, and a pencil

HIGH-FREQUENCY WORDS

In addition to the Short E CVC words, the following high-frequency words are used in this pack:





we
see
a
is
by
I
can
in

my
do
you
the
has
his
he
it

had
on
here
not
like
look
at

A CLOSER LOOK

Name: _____

1. Read. 	2. Cut. 	3. Glue. 	4. Write. 
---	--	---	---

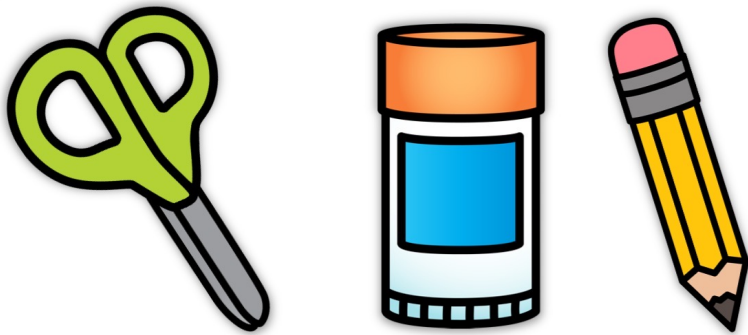
We see a web.

We	see	a	web.
----	-----	---	------

We see a web.

Short E Decodable Sentence Work © Katie Roligan

Students will read the sentence, cut out the words, glue the words in order, and write the sentence on the line.



The pages are numbered for organizational purposes. They can be used in any order.



GIVE IT A TRY!


You can try this product
prior to purchasing. Feel
free to print the next page
to try before you buy!

Name: _____

1. Read.



2. Cut.



3. Glue.



4. Write.



We see a web.

--	--	--	--

web.	see	a	We
------	-----	---	----



LOVE IT?

Click on the
photo to view
this product on
TpT and add it
to your cart!


READ, CUT, GLUE, WRITE

DECODABLE SENTENCES


BY KATIE ROLTGEN

Name: _____

1. Read. 2. Cut. 3. Glue. 4. Write.







We








Name: _____

1. Read. 2. Cut. 3. Glue. 4. Write.



My pet has a bed.



bed. My a has pet

SHORT E