

# READ, CUT, GLUE, WRITE

## DECODABLE SENTENCES

BY KATIE ROLTGEN

Name: \_\_\_\_\_

1. Read.



2. Cut.



3. Glue.



4. Write.



Look at the cob.

--	--	--	--

Name: \_\_\_\_\_

1. Read.



2. Cut.



3. Glue.



4. Write.





I can hop on the log.

--	--	--	--	--	--

Short O Decodable Sentence Work © Katie Roltgen

Short O Decodable Sentence Work © Katie Roltgen

22



the

cob.

on

can

log.

I

hop

the

# SHORT O

# ABOUT THIS RESOURCE:

This pack includes 50 decodable sentence pages. Each page has a decodable sentence that focuses on Short O CVC words.

Students will read the sentence, cut out the words, glue the words in order, and write the sentence on the line.

## Preparation:

Simply print each page that you want to use!

## Materials Needed:

Scissors, glue, and a pencil

# HIGH-FREQUENCY WORDS

In addition to the Short O CVC words, the following high-frequency words are used in this pack:

look

a

can

on

at

big

to

up

the

did

him

big

it

he

in

is

like

here

his

I

see

we

sit

am





had

and

has

# A CLOSER LOOK

Name: \_\_\_\_\_

1. Read. 	2. Cut. 	3. Glue. 	4. Write. 
---	--	---	---

Don had a dog.

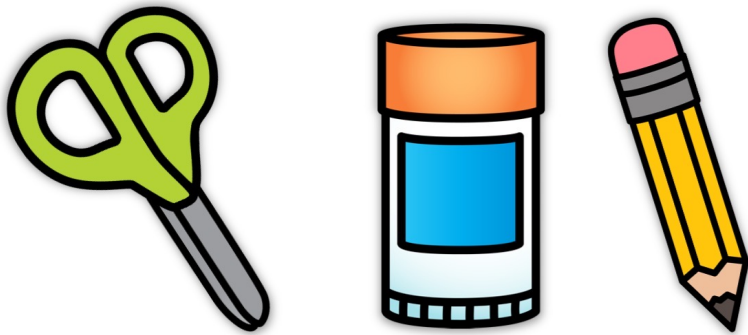
Don	had	a	dog.
-----	-----	---	------

Don had a dog.

Short O Decodable Sentence Work © Katie Rollgen

12

Students will read the sentence, cut out the words, glue the words in order, and write the sentence on the line.



The pages are numbered for organizational purposes. They can be used in any order.



# GIVE IT A TRY!


You can try this product  
prior to purchasing. Feel  
free to print the next page  
to try before you buy!

Name: \_\_\_\_\_

1. Read.



2. Cut.



3. Glue.



4. Write.



Look at the cob.

--	--	--	--


the

Look

cob.

at



# LOVE IT?


Click on the photo to view this product on TpT and add it to your cart!

## READ, CUT, GLUE, WRITE DECODABLE SENTENCES


BY KATIE ROLTGEN

Name: \_\_\_\_\_

1. Read. 2. Cut. 3. Glue. 4. Write.







Look







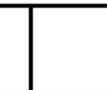

the

Name: \_\_\_\_\_

1. Read. 2. Cut. 3. Glue. 4. Write.

I can hop on the log.

can log. I hop the

22

### SHORT O

