

READ & DRAW

SHORT E CVC WORDS

Name: _____

Read and Draw




Directions: Read. Draw a picture to match the sentence.

Jen
● ● ●

fed
● ● ●

Jen fed the



Name: _____


Read and Draw



Directions: Read. Draw a picture to match the sentence.

web
● ● ●

Look at the big web!



By Katie Roltgen

About This Resource:

This pack has 30 no-prep read and draw pages. Each page features a decodable sentence with at least one short E CVC word.

Students will read the words and the sentence. Then they will draw a matching picture in the box.

The following high-frequency words are used in these sentences:

I	he	by
in	the	look
a	has	at
is	see	big
can	here	my
on	sit	got
it	we	



GIVE IT A TRY!

You can try this product
prior to purchasing. Feel
free to print the next
page to try before you
buy!

Name: _____



Read and Draw

Directions: Read. Draw a picture to match the sentence.

web
● ● ●

We see a web.

MORE SAMPLE PAGES

Name: _____

Read and Draw

Directions: Read. Draw a picture to match the sentence.

web
•••

He is by a web.

2

Name: _____

Read and Draw

Directions: Read. Draw a picture to match the sentence.

web
•••

Look at the big web.

3

Name: _____

Read and Draw

Directions: Read. Draw a picture to match the sentence.

get bed
••• •••

I can get in my bed.

4

Name: _____

Read and Draw

Directions: Read. Draw a picture to match the sentence.

pet bed
••• •••

My pet has a bed.

5

Name: _____

Read and Draw

Directions: Read. Draw a picture to match the sentence.

Jen fed he
••• ••• •••

Jen fed the hen.

6

Name: _____

Read and Draw

Directions: Read. Draw a picture to match the sentence.

fed red hen
••• ••• •••

We fed a red hen.

7

THIS IS ONLY A SAMPLING OF THE ENTIRE PACK.
THE ACTUAL PACK HAS 30 PAGES.



LOVE IT?

Click on the photo to view this product on TpT and add it to your cart!

READ & DRAW SHORT E CVC WORDS

Name: _____

Read and Draw

Directions: Read. Draw a picture to match the sentence.

Jen fed hen

Jen fed the hen.




Name: _____

Read and Draw

Directions: Read. Draw a picture to match the sentence.

web

Look at the big web!



3

By Katie Roltgen