


Reinforce
kindergarten math,
literacy, and writing
skills with these
pumpkin-themed
activity pages!

SCROLL

to take a look inside!

PUMPKIN NO PREP PACK



54
PAGES!

By Katie Roltgen

LOOKING FOR NO-PREP, HIGHLY MOTIVATING SKILL PRACTICE PAGES?

**This pack has 54
no-prep skill pages!**

✓ 25 literacy pages

✓ 25 math pages

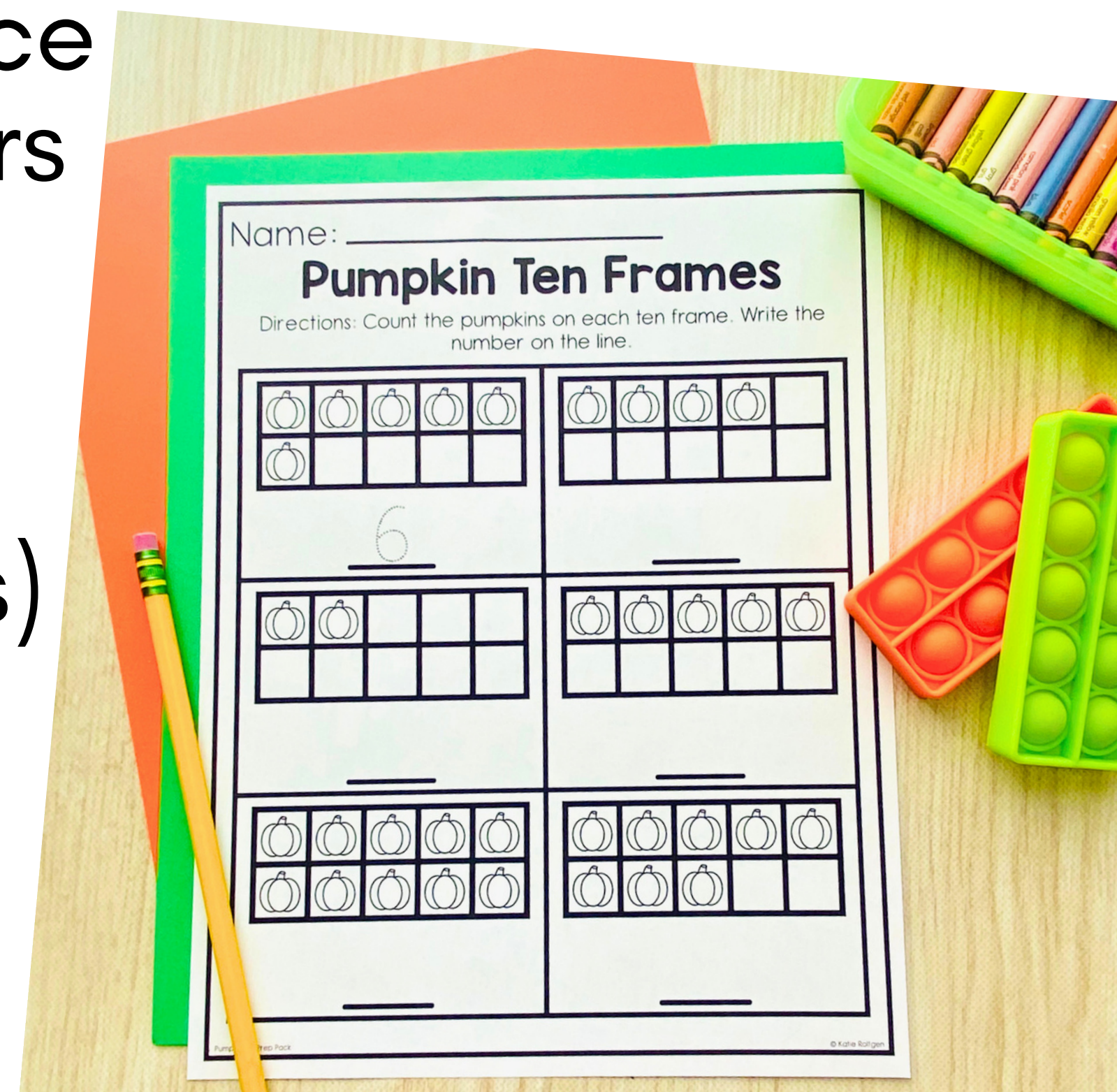
✓ 4 writing pages

All are pumpkin themed!



MATH SKILLS

Number tracing & writing
Counting with 1:1 correspondence
Number order & missing numbers
Patterns
2D shapes
Ten frames
Addition within 10 (with pictures)
Addition within 5












A CLOSER LOOK

There are 25 math skill pages. Here's a look at a few of them!

Name: _____

Pumpkin Seed Counting

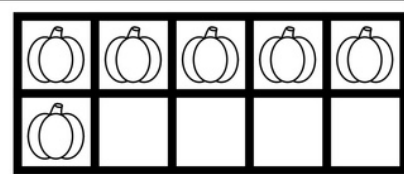
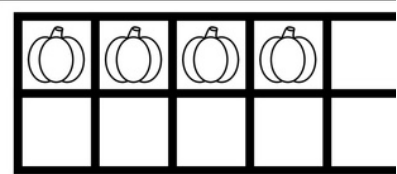
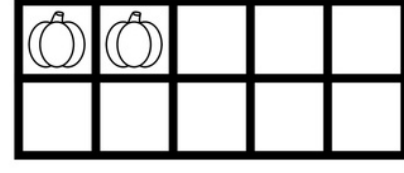
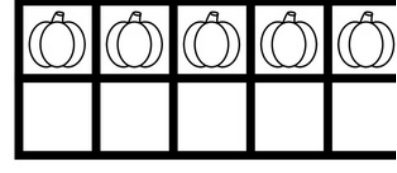


Directions: Count the seeds. Color the number that shows how many.

 7 8	 4 3	 5 6
 4 3	 9 10	 7 8
 8 9	 2 1	 6 7

Name: _____

Pumpkin Ten Frames

Directions: Count the pumpkins on each ten frame. Write the number on the line.









 6	 _____
 _____	 _____
 _____	 _____

© Katie Roligan

Name: _____

Number Order Pumpkin









Directions: Look at the first two numbers. Write the next number on the pumpkin.

1, 2, 	4, 5, 
8, 9, 	3, 4, 
5, 6, 	6, 7, 
2, 3, 	7, 8, 

Name: _____

Pumpkin Pie Addition


Directions: Add the slices of pie. Write the matching addition sentence.

 +  $3 + 2 = 5$	 +  _____ + _____ = _____
 +  _____ + _____ = _____	 +  _____ + _____ = _____

© Katie Roligan

LITERACY SKILLS

Letter tracing
UC/LC letter matching
Rhyming
Syllables
Decoding CVC words
Writing CVC words
Letter sounds
Sound isolation
Reading simple sentences






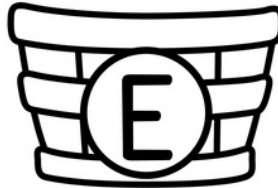
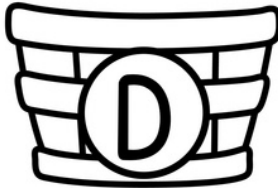
A CLOSER LOOK






There are 25 literacy skill pages. Here's a look at a few of them!

Name: _____

Pumpkin Letter Matching

Directions: Cut out the pumpkins. Glue each one above the matching letter basket.















Name: _____

Ending Sounds

Directions: Write the last letter in each word.



pe _____ ba _____

sa _____ cu _____

bi _____ su _____







po _____

ha _____

Name: _____

Pumpkin Words: Short

Directions: Write each word.











 h a t	 p u n
 k e y	 b a t
 b o o k	 s a d

Name: _____

Scarecrow's Syllables

Directions: Cut out the pictures. Sort and glue each picture according to its number of syllables.

2	3


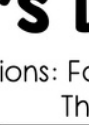

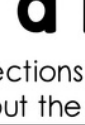

A CLOSER LOOK


Here are the writing pages included in the pack:


Name: _____

Let's Draw a Pumpkin!

Directions: Follow the directions to draw a pumpkin.
Then write about the pumpkin.

1 	2 	3 	4 	5 
--	--	--	--	--









[illegible]

Name: _____

Pumpkin Treats

Directions: Draw and label four things that can be made from a pumpkin.

	1. _____ _____ _____
	2. _____ _____ _____
	3. _____ _____ _____
	4. _____ _____ _____

Pumpkin Print and Go Pages

Name: _____

Pumpkin Labeling

Directions: Use the word bank to label the picture.

vine	pumpkin	seed
stem	leaf	

WAYS TO USE THIS PACK



**Whole group
skill
practice**



**Small group
skill
practice**



Sub tubs



**With a
pumpkin
read aloud**



**Morning
work**



and more!

4 QUICK THINGS TO KNOW

- ① These passages are designed for kindergarten, but could be used in other grade levels and educational settings.
- ② These pages are not editable.
- ③ All pages print in black ink.
- ④ There is no prep required – just print and teach!

