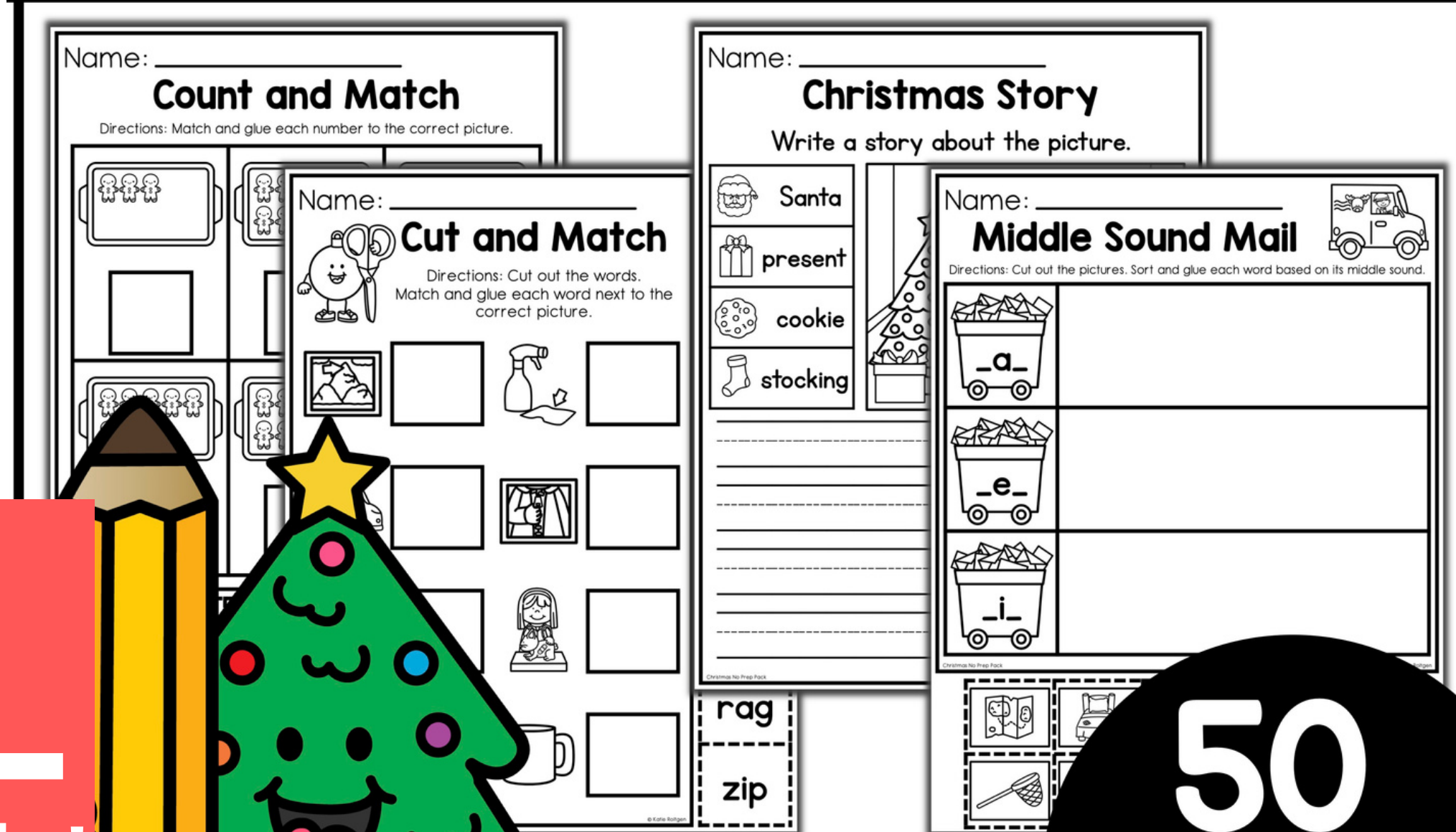


CHRISTMAS NO PREP PACK

Reinforce kindergarten math, literacy, writing, & fine motor skills with this Christmas themed activity pack!

SCROLL
to take a look inside!



By Katie Roltgen

**50
PAGES!**

LOOKING FOR NO-PREP, HIGHLY MOTIVATING SKILL PRACTICE PAGES?


**This pack has 50
no-prep skill pages!**

- ✓ 20 math pages
- ✓ 20 literacy page
- ✓ 6 writing pages
- ✓ 4 fine motor pages



MATH SKILLS

Tracing numbers
1:1 correspondence
Patterns (AB and ABC)
Ten frames to 10 and 20
2D shape tracing
Missing numbers
Addition within 5
Subtraction within 5
Addition and subtraction
within 10 with pictures







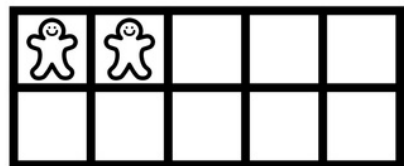

A CLOSER LOOK

There are 20 math skill pages. Here's a look at a few of them!

Name: _____

Ten Frame Counting

Directions: Count the pictures on each ten frame. Write the number on the line.




	
4	_____
	
_____	_____
	
_____	_____

Christmas No Prep Pack

Name: _____

What's Missing?

Directions: Write the missing number inside each gumdrop.







4  6	1  3
9  11	7  9
5  7	13  15
16  18	
10  12	

Christmas No Prep Pack © Katie Roligan

Name: _____

Candy Cane Subtraction

Directions: Cross off to subtract.

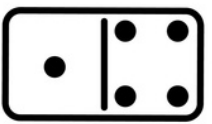
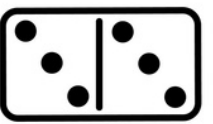
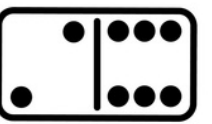
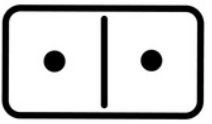
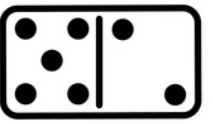
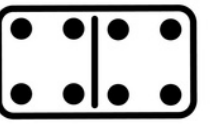
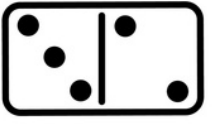

 $3 - 2 = \underline{\quad}$	 $6 - 4 = \underline{\quad}$
 $4 - 4 = \underline{\quad}$	 $5 - 2 = \underline{\quad}$
 $5 - 3 = \underline{\quad}$	 $4 - 2 = \underline{\quad}$

Christmas No Prep Pack

Name: _____

Domino Addition

Directions: Add by counting the dots on both sides of each domino. Write the equation.

 $1 + 4 = 5$	 $_ + _ = _$	 $_ + _ = _$
 $_ + _ = _$	 $_ + _ = _$	 $_ + _ = _$
 $_ + _ = _$		

Christmas No Prep Pack © Katie Roligan

LITERACY SKILLS

Letter sounds
Sound isolation
Missing sounds
CVC words
Rhyming words
Syllables
Word families
Decodable sentences












A CLOSER LOOK

There are 20 literacy skill pages. Here's a look at a few of them!

Name: _____

Santa's Syllables

Directions: Count the syllables in each picture. Color the correct number.










 ① ② ③	 ① ② ③	 ① ② ③
 ① ② ③	 ① ② ③	 ① ② ③
 ① ② ③	 ① ② ③	 ① ② ③

Christmas No Prep Pack © Katie Roligan

Name: _____

Write the Word

Directions: Look at the picture. Write the word on the line.

 _____ _____	 _____ _____	 _____ _____
 _____ _____	 _____ _____	 _____ _____
 _____ _____	 _____ _____	 _____ _____

Christmas No Prep Pack © Katie Roligan

Name: _____

Read and Color

Directions: Read and color the matching picture.




Sam is sad.		
The cat is in a bag.		
Here is the pit.		
I like to run.		
A bug is on it.		

Christmas No Prep Pack






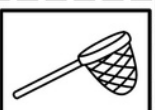


Name: _____

Middle Sound Mail

Directions: Cut out the pictures. Sort and glue each word based on its middle sound.

	_____
	_____
	_____

Christmas No Prep Pack © Katie Roligan

				
	6		10	

A CLOSER LOOK


Here are the fine motor pages included in the pack:

Name: _____

Letter Tracing

Directions: Find and trace each letter on the gift.

A	B	C	D	E	F	G	H	I	J	K	L
N	O	P	Q	R	S	T	U	V	W	X	Y




Christmas No Prep Pack

Name: _____

Letter Tracing

Directions: Find and trace each letter on the gift.

a	b	c	d	e	f	g	h	i	j	k	l
n	o	p	q	r	s	t	u	v	w	x	y




Christmas No Prep Pack

Name: _____

Wrap the Gifts

Directions: Trace the lines from top to bottom.




Christmas No Prep Pack

Name: _____

Christmas Cookies

Directions: Color the cookies. Cut them out and glue them on the cookie sheet.



Christmas No Prep Pages

WAYS TO USE THIS PACK

**Whole
group
skill
practice**

Sub tubs

**Small
group
skill
practice**

**With a
Christmas
read aloud**

and more!

4 QUICK THINGS TO KNOW

- ① These pages are designed for kindergarten, but could be used in other grade levels and educational settings.
- ② These pages are not editable.
- ③ All pages print in black ink.
- ④ There is no prep required – just print and teach!

