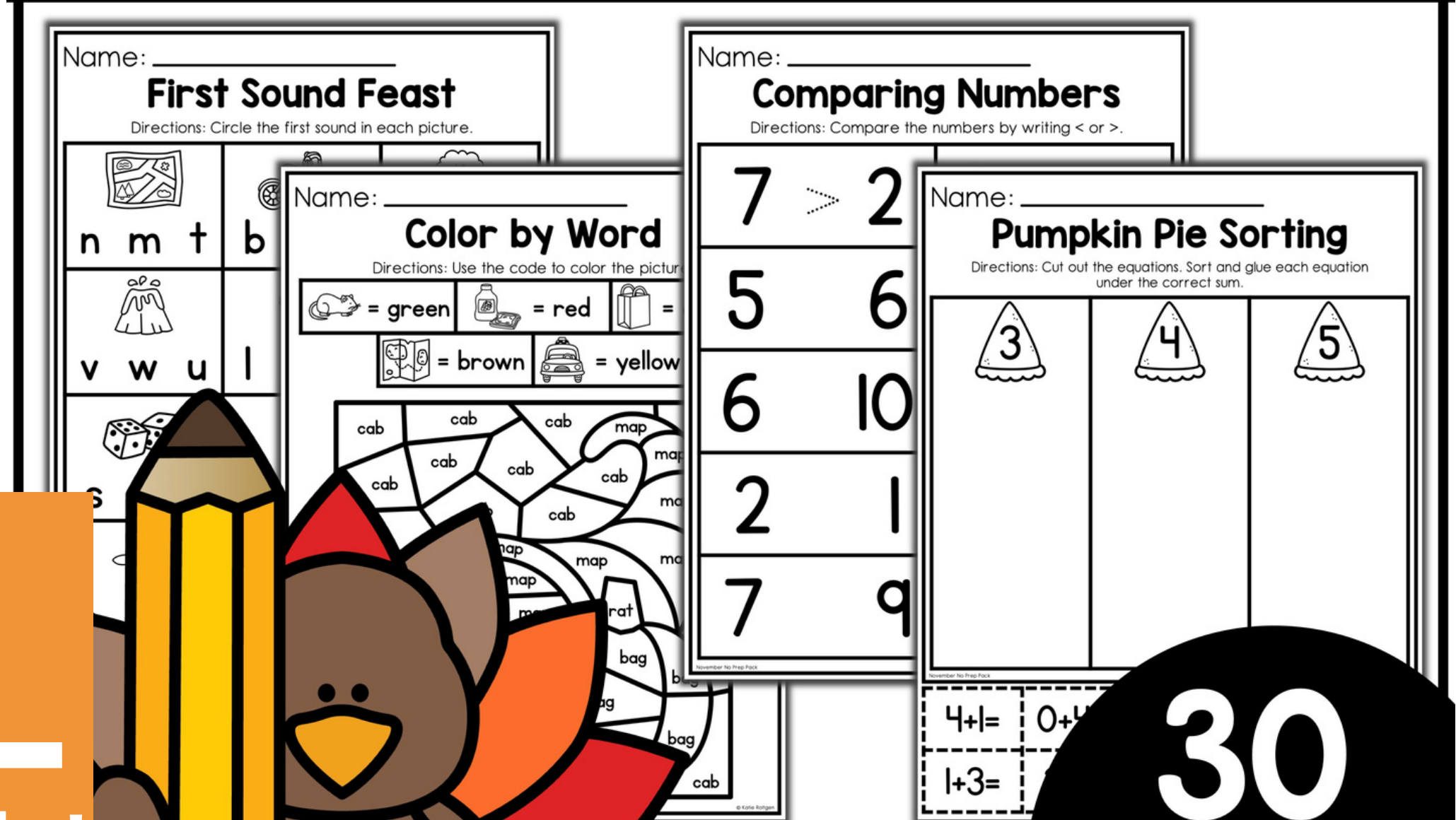


NOVEMBER NO PREP PACK

Reinforce kindergarten math, literacy, writing, & fine motor skills with this November activity pack!



SCROLL

to take a look inside!

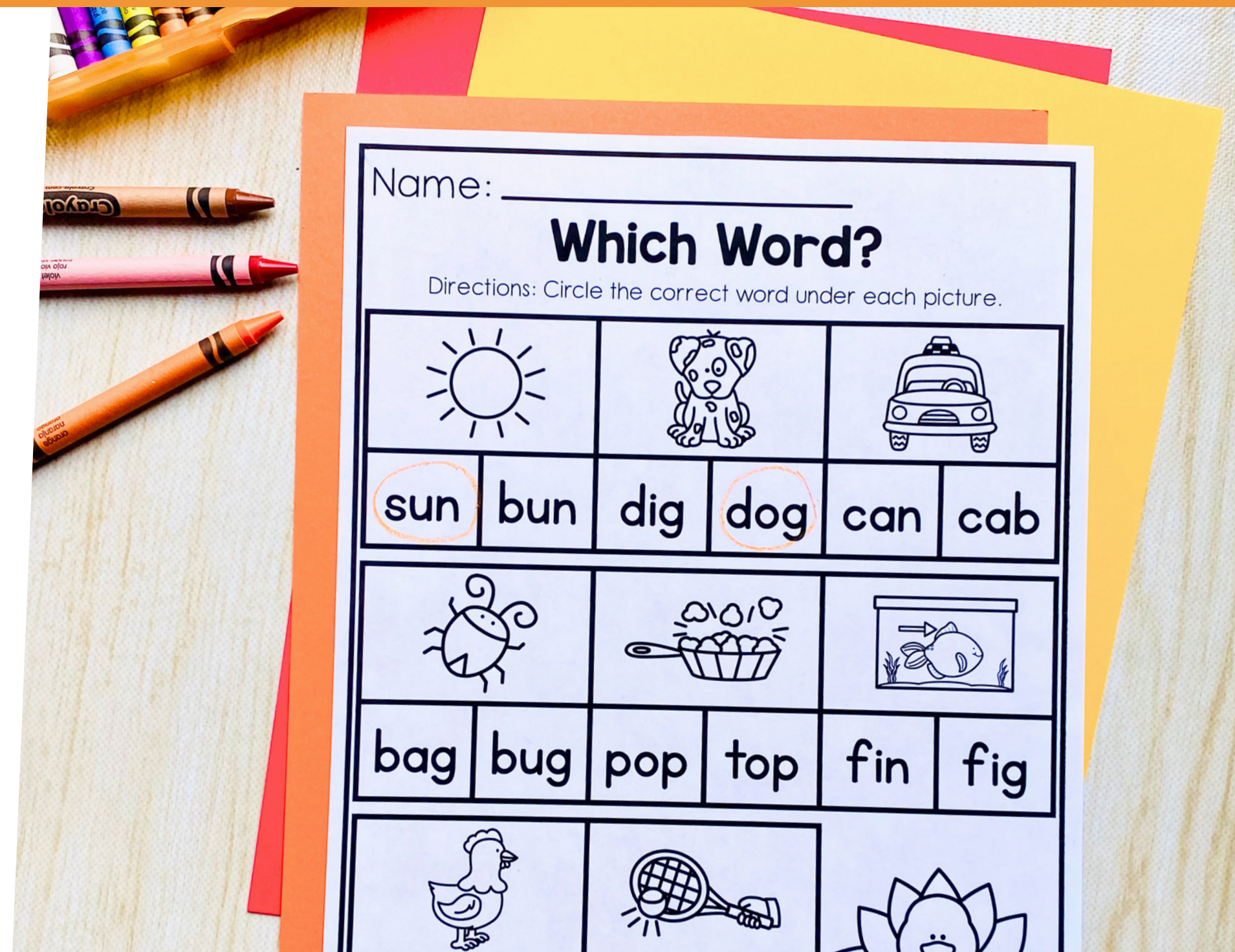
**30
PAGES!**

By Katie Roltgen

LOOKING FOR NO-PREP, HIGHLY MOTIVATING SKILL PRACTICE PAGES?

**This pack has 30
no-prep skill pages!**

- ✓ 10 math pages
- ✓ 10 literacy page
- ✓ 5 writing pages
- ✓ 5 fine motor pages



MATH SKILLS

Counting

1:1 correspondence

Patterns

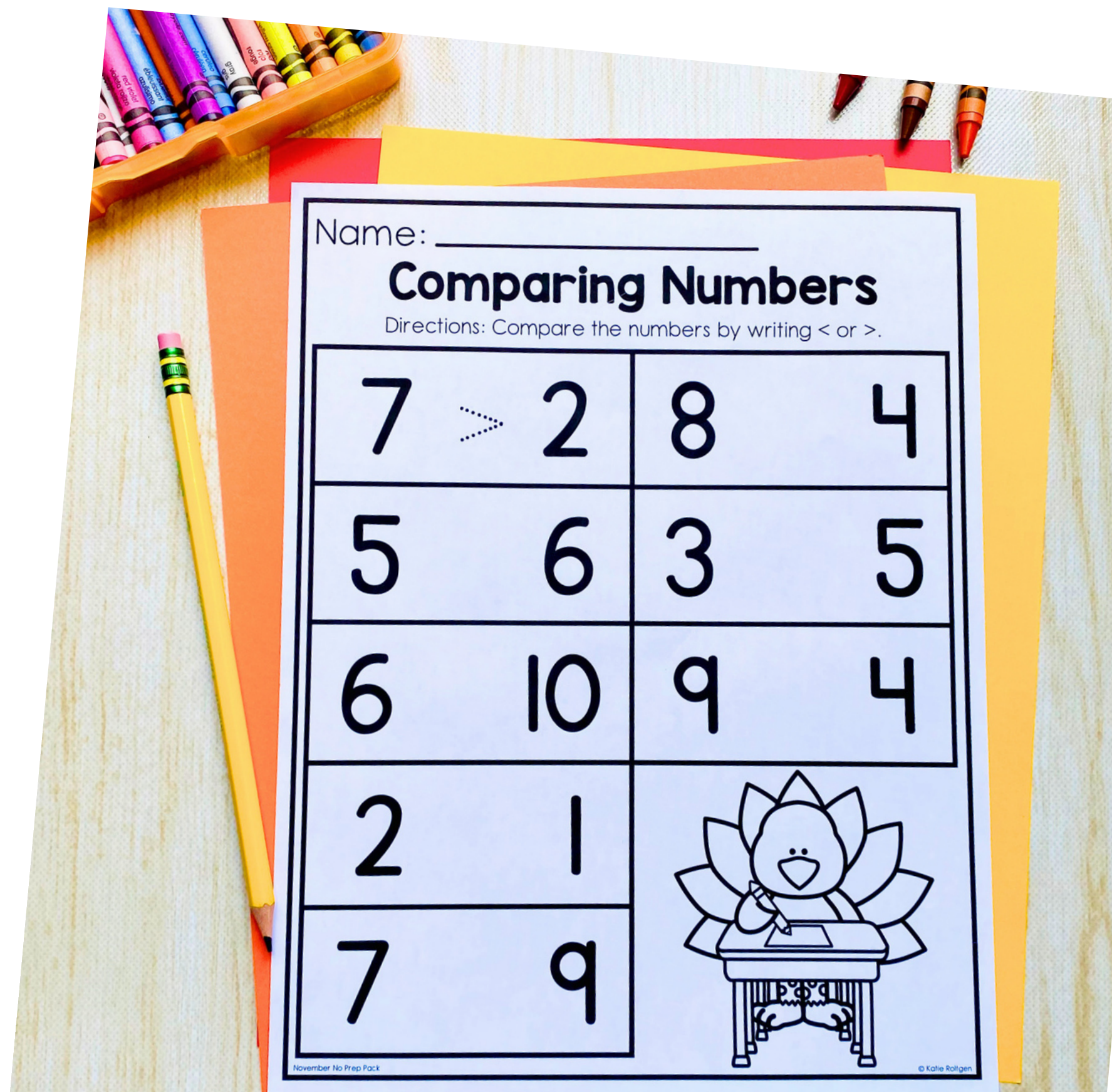
Number order

Comparing numbers

Addition

Ten frames

Measurement (Heavy & light)




A CLOSER LOOK

There are 10 math skill pages. Here's a look at a few of them!

Name: _____

Turkey Feathers

Directions: Look at the number on each turkey. Draw feathers to show the number.




November No Prep Pack

Name: _____

Before and After

Directions: Write the missing numbers.

13	14	15		16	
	17			11	
	15			13	
	19				
	12				
	18				









November No Prep Pack

Name: _____

Add the Dice

Directions: Add by counting the dots on both dice. Write the equation.

 $5 + 3 = 8$  $_ + _ = _$  $_ + _ = _$  $_ + _ = _$  $_ + _ = _$  $_ + _ = _$


November No Prep Pack

Name: _____

Light or Heavy?

Directions: Cut out the pictures. Sort and glue each picture based on whether the item is light or heavy.

Light	Heavy



November No Prep Pack

LITERACY SKILLS

Letter sounds


Rhyming

Sound isolation

CVC words

Reading simple sentences

Distinguishing between
similarly spelled words












A CLOSER LOOK

There are 10 literacy skill pages. Here's a look at a few of them!

Name: _____

Which Word?

Directions: Circle the correct word under each picture.

		
sun bun dig dog can co		
		
bag bug pop top fin fi		
		
pen hen hit hat		


November No Prep Pack

Name: _____

Thanksgiving Rhymes

Directions: Look at the words on the table. Find a rhyme for each word below and write it on the line.

fin _____	den _____
pot _____	yam _____
can _____	fun _____
bud _____	hop _____








run	jam	ten	mud
dot	mop	win	fan

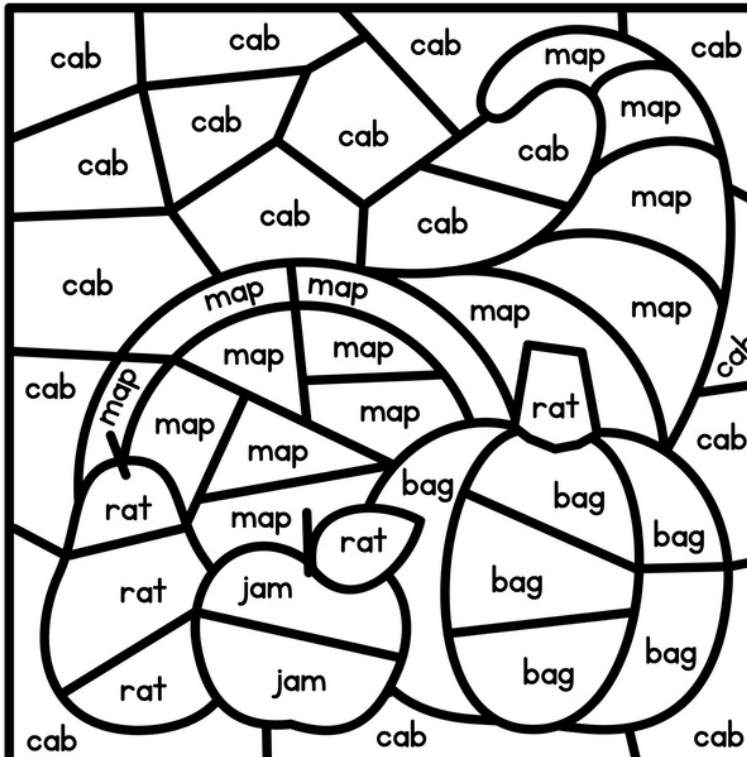
November No Prep Pack

Name: _____

Color by Word

Directions: Use the code to color the picture.

 = green	 = red	 = orange
 = brown	 = yellow	





November No Prep Pack

Name: _____

Beginning or End?

Directions: Cut out the pictures. Sort and glue each picture below.

t__	__t
-----	-----

November No Prep Pack


A CLOSER LOOK

Here are the writing pages included in the pack:

Name: _____

Opinion Writing

Is pumpkin pie good or not?
Why or why not?



good not


I think pumpkin pie is because


November No Prep Pack

Name: _____

I Am Thankful

Directions: In each box, draw a picture you are thankful for. Then label each.





November No Prep Pack

Name: _____

Leaf Pile Fun

Write to tell how to make a leaf pile.



1. _____



2. _____



3. _____

November No Prep Pack

Name: _____


Plan a Meal

Make a list of food you would like to eat for your favorite meal.

1. _____ 4. _____

2. _____ 5. _____

3. _____ 6. _____




November No Prep Pack

Name: _____

Turkey's Kitchen

Write a story about the picture.



November No Prep Pack

A CLOSER LOOK

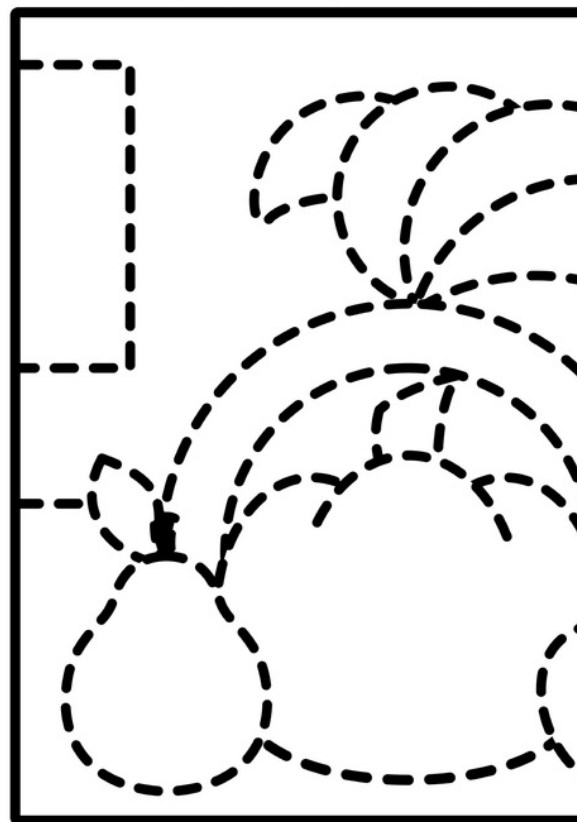
Here are the fine motor pages included in the pack:

Name: _____

Thanksgiving Rainbow

Directions: Trace the entire picture with _____.

red green
yellow orange

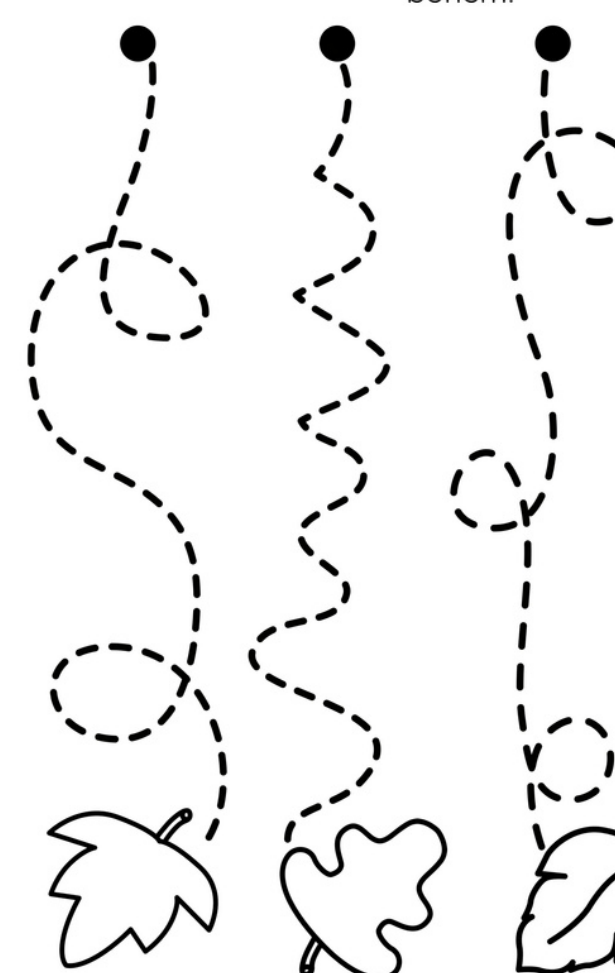


November No Prep Pack

Name: _____

Falling Leaves

Directions: Starting at the dot, trace each path to the bottom.




November No Prep Pack

Name: _____

Letter Tracing

Directions: Find and trace each letter on the pie.

A	B	C	D	E	F	G	H	I
N	O	P	Q	R	S	T	U	V




November No Prep Pack

Name: _____

Cut and Glue

Directions: Cut out the acorns. Glue one acorn on the bear's chest.

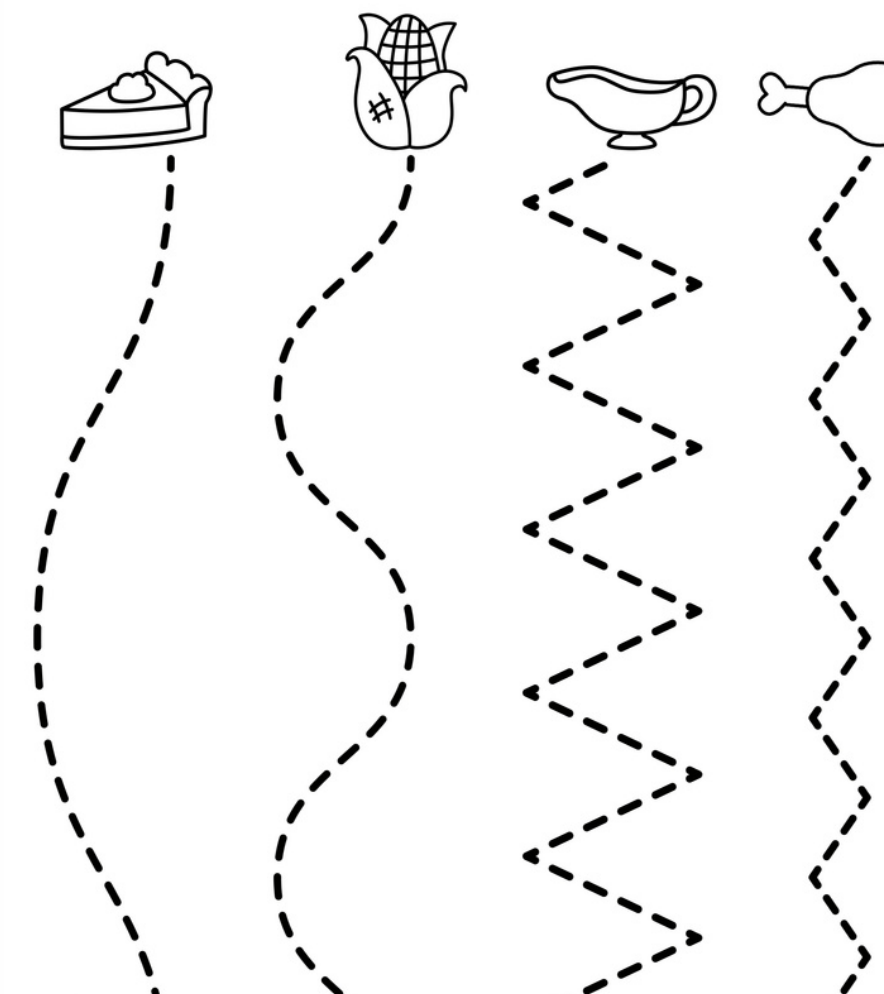


November No Prep Pack

Name: _____

Line Cutting

Directions: Starting at the bottom, cut on each line.



November No Prep Pack

WAYS TO USE THIS PACK



**Whole group
skill
practice**



**Small group
skill
practice**



Sub tubs



**With a
Thanksgiving
read aloud**



**Morning
work**



and more!

4 QUICK THINGS TO KNOW

- ① These pages are designed for kindergarten, but could be used in other grade levels and educational settings.
- ② These pages are not editable.
- ③ All pages print in black ink.
- ④ There is no prep required – just print and teach!

