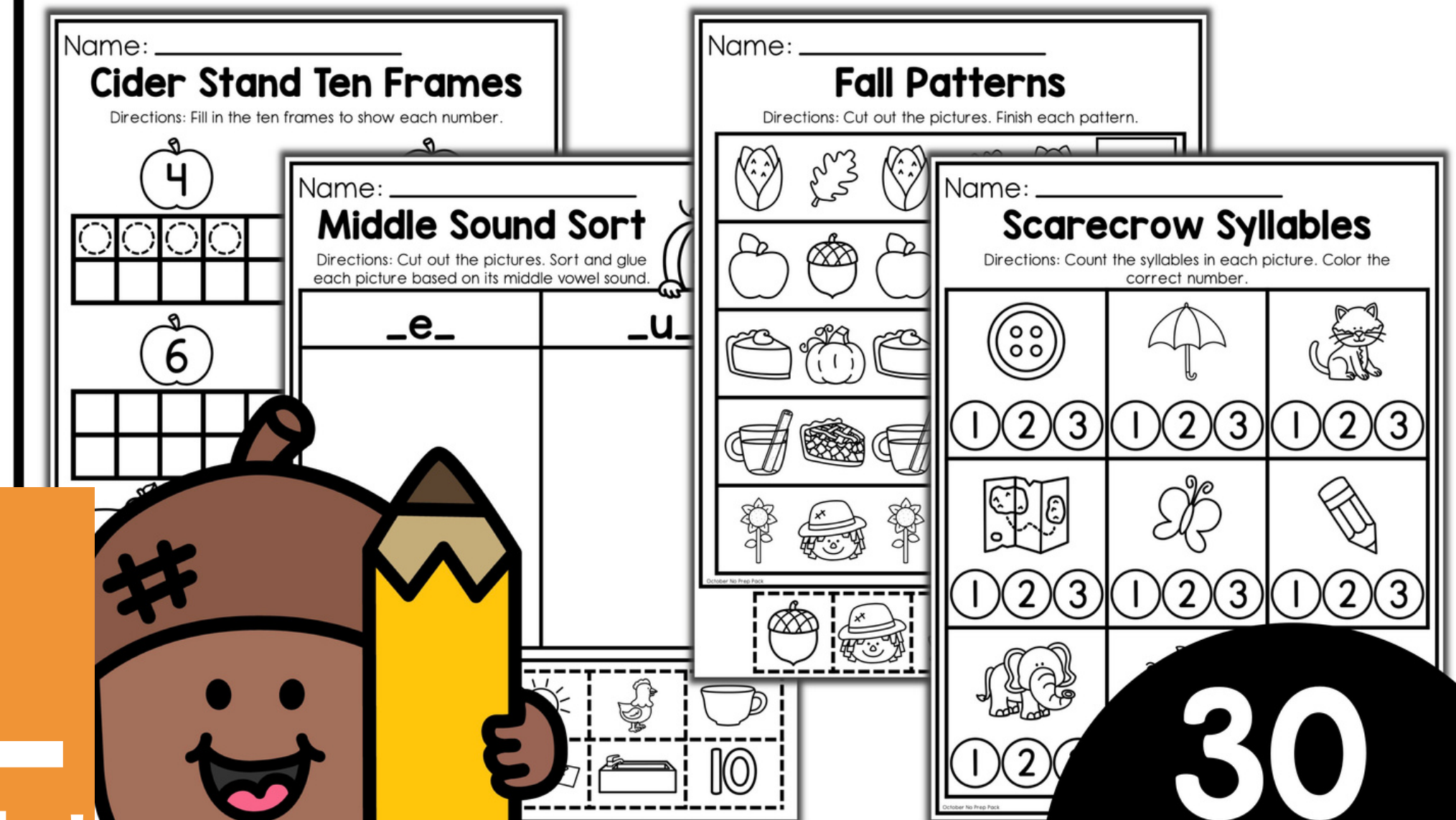


# OCTOBER NO PREP PACK

Reinforce kindergarten math, literacy, writing, & fine motor skills with these October activity pages!



**SCROLL**





to take a look inside!

**30  
PAGES!**

By Katie Roltgen

# LOOKING FOR NO-PREP, HIGHLY MOTIVATING SKILL PRACTICE PAGES?

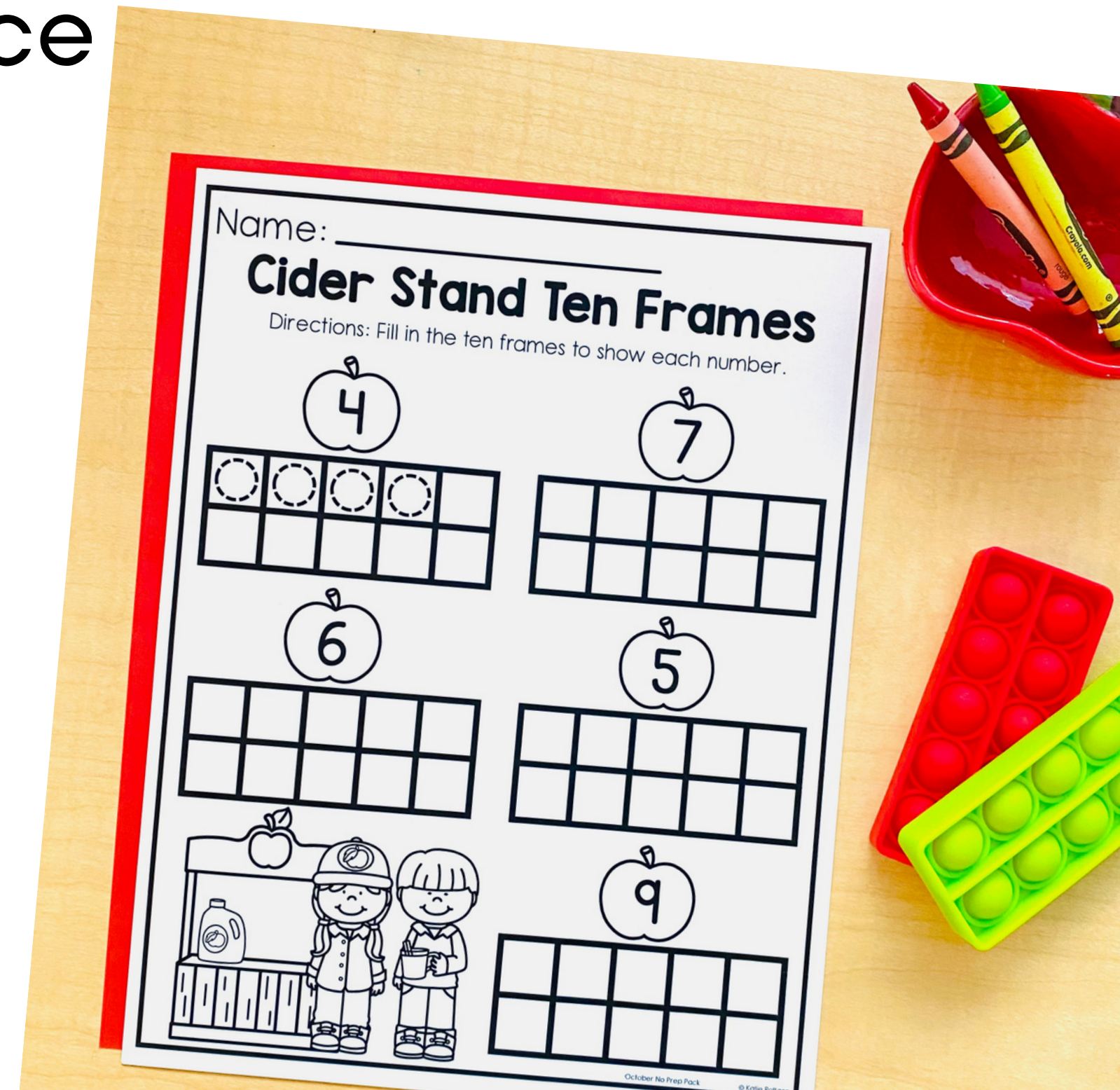
**This pack has 30  
no-prep skill pages!**

-  10 math pages
-  10 literacy page
-  5 writing pages
-  5 fine motor pages



# MATH SKILLS

Number tracing  
Counting with 1:1 correspondence  
Counting by tens  
Patterns  
2D shapes  
Ten frames  
Addition within 5












# A CLOSER LOOK

There are 10 math skill pages. Here's a look at a few of them!

Name: \_\_\_\_\_

## Fall Counting

Directions: Count each set. Color the number that tells how many.

		
6 4 3	2 3 1	7 5
		
8 7 9	5 4 6	4 7
		
10 8 9	7 8 10	3 2

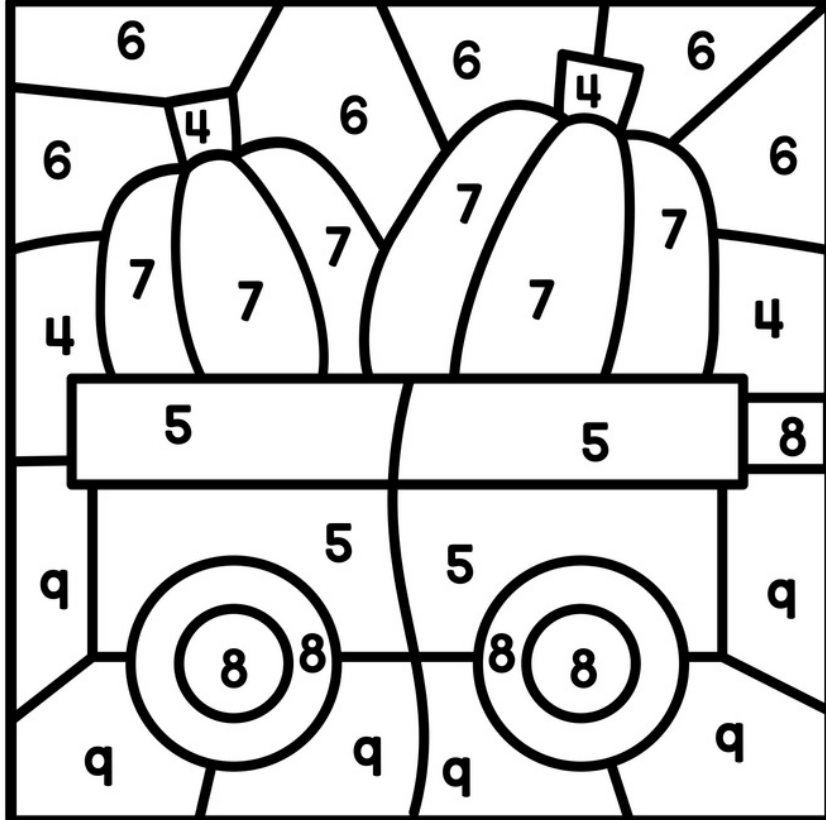
October No Prep Pack

Name: \_\_\_\_\_

## Color by Number

Directions: Use the code to color the picture.

4 - green    5 - red    6 - blue  
7 - orange    8 - black    9 - brown




October No Prep Pack

Name: \_\_\_\_\_

## Apple Addition

Directions: Add.

$2+1=$  \_\_\_\_\_     $2+2=$  \_\_\_\_\_  
 $0+3=$  \_\_\_\_\_     $1+4=$  \_\_\_\_\_  
 $1+1=$  \_\_\_\_\_     $1+2=$  \_\_\_\_\_  
 $3+2=$  \_\_\_\_\_  
 $4+0=$  \_\_\_\_\_














October No Prep Pack

Name: \_\_\_\_\_

## Shape Tracing

Directions: Trace the shapes.



 square	
 circle	
 rectangle	
 triangle	
 hexagon	

October No Prep Pack

# LITERACY SKILLS

UC/LC letter matching

Letter ID

Rhyming

Syllables

Letter sounds

Sound isolation

Decoding CVC words

Scarecrow Syllables

Name: \_\_\_\_\_

Directions: Count the syllables in each picture. Color the correct number.

 ① ② ③	 ① ② ③	 ① ② ③
 ① ② ③	 ① ② ③	 ① ② ③
 ① ② ③	 ① ② ③	 ① ② ③

October No Pr










# A CLOSER LOOK

There are 10 literacy skill pages. Here's a look at a few of them!

Name: \_\_\_\_\_

### Missing Sounds

Directions: Write the missing letter in each word.










 li__	 f__n	 __op
 b__g	 __ug	 te__
 __og	 pi__	 s__n

October No Prep Pack

Name: \_\_\_\_\_

### Scarecrow Syllables

Directions: Count the syllables in each picture. Color the correct number.

 ① ② ③	 ① ② ③	 ① ② ③
 ① ② ③	 ① ② ③	 ① ② ③
 ① ② ③	 ① ② ③	 ① ② ③

October No Prep Pack











Name: \_\_\_\_\_

### Middle Sound Sort

Directions: Cut out the pictures. Sort and glue each picture based on its middle vowel sound.

_e_	_u_

October No Prep Pack


October No Prep Pack

Name: \_\_\_\_\_

### Color by Letter

Directions: Use the code to color the picture.

Uu - orange	Xx - brown
Vv - purple	Yy - yellow
Ww - green	Zz - red



October No Prep Pack





# A CLOSER LOOK


Here are the writing pages included in the pack:


Name: \_\_\_\_\_

### Let's Draw an Owl

Directions: Follow the directions to draw an owl.  
Then write about the owl.

1  2  3  4 







October No Prep Pack

Name: \_\_\_\_\_

### Opinion Writing

Do you think spiders are scary?  
Why or why not?

 scary       not scary



I think spiders  
are  
because



October No Prep Pack

Name: \_\_\_\_\_

### Dressing for Fall

Directions: In each box, draw a picture of clothing you wear in the fall. Then label it.


 

October No Prep Pack

Name: \_\_\_\_\_

### Fall Fun

Draw and write to answer the question.  
What do you like to do in the fall?




October No Prep Pack

Name: \_\_\_\_\_

### Colorful Leaves

Directions: Write one color name on each leaf. Then use that color to color the leaf.

red	orange	yellow	green
blue	purple	pink	brown



October No Prep Pack

# A CLOSER LOOK


Here are the fine motor pages included in the pack:

Name: \_\_\_\_\_

### Fall Rainbow Tracing

Directions: Trace the entire picture with each color.

red orange  
green brown




October No Prep Pages

Name: \_\_\_\_\_

### Pumpkin Vine Tracing

Directions: Starting at the dot, trace each bottom.




October No Prep Pages

Name: \_\_\_\_\_

### Pumpkin Patch Trip

Directions: Trace on the line with each color.

red




October No Prep Pages

Name: \_\_\_\_\_

### Make a Leaf

Directions: Color the leaves. Cut them out and glue them on the leaf pile.




October No Prep Pages

Name: \_\_\_\_\_

### Fall Cookies

Directions: Color the cookies. Cut them out and glue them on the cookie sheet.



October No Prep Pages



# WAYS TO USE THIS PACK



**Whole group  
skill  
practice**



**Small group  
skill  
practice**



**Sub tubs**



**With a  
fall  
read aloud**



**Morning  
work**



**and more!**

# 4 QUICK THINGS TO KNOW

- ① These pages are designed for kindergarten, but could be used in other grade levels and educational settings.
- ② These pages are not editable.
- ③ All pages print in black ink.
- ④ There is no prep required – just print and teach!

