

TURKEYS


NO PREP PACK

Reinforce kindergarten math, literacy, writing, & fine motor skills with this turkey-themed activity pack!

SCROLL

to take a look inside!





40 PAGES!




By Katie Roltgen

LOOKING FOR NO-PREP, HIGHLY MOTIVATING SKILL PRACTICE PAGES?

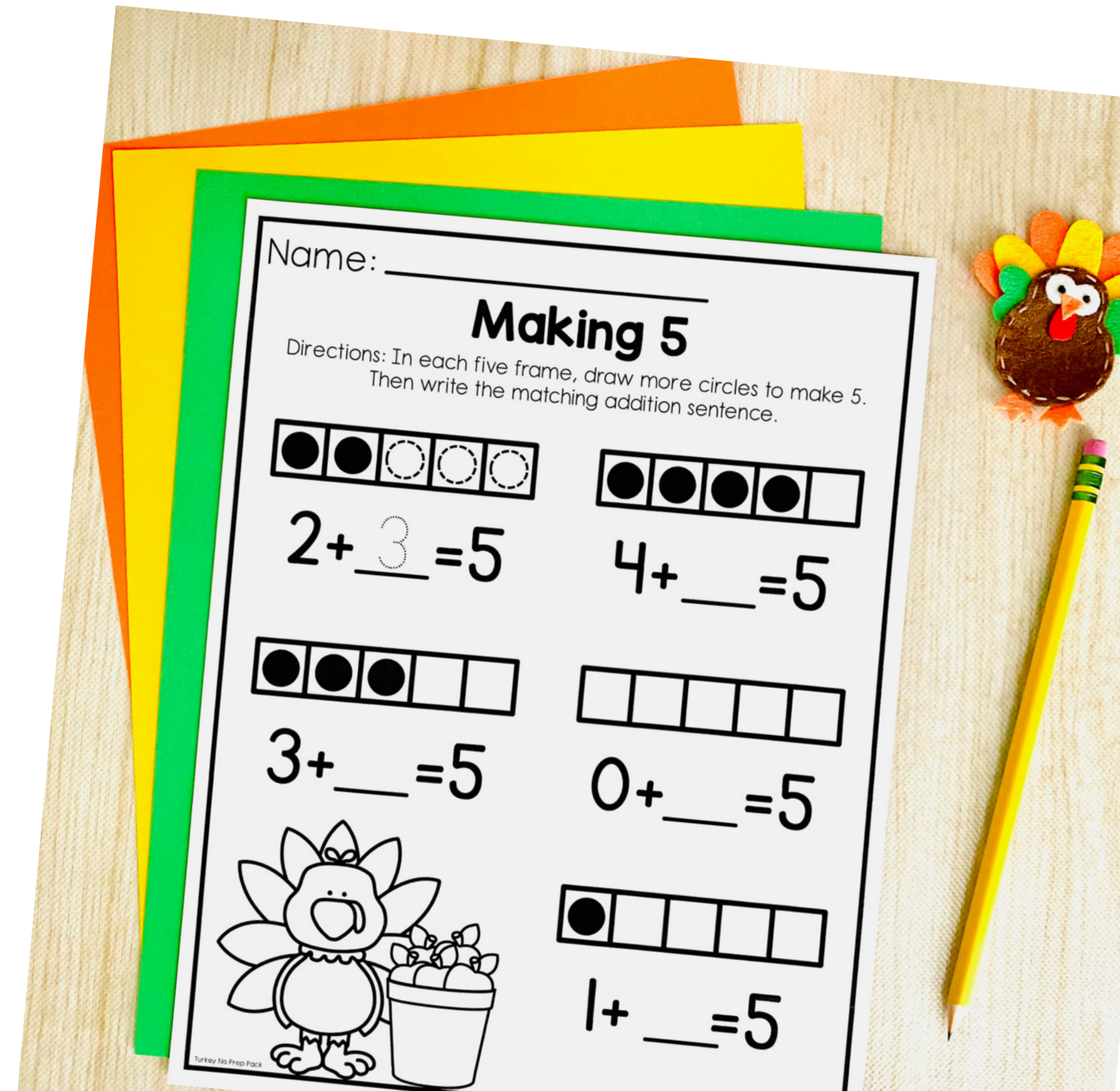
**This pack has 40
no-prep skill pages!**

-  15 math pages
-  15 literacy page
-  5 writing pages
-  5 fine motor pages



MATH SKILLS

Number tracing
Ten frames to 20
1:1 correspondence
Making 5
Number order
Comparing numbers
Real world 3D shapes
Addition & subtraction with pictures
Addition & subtraction within 5








A CLOSER LOOK


There are 15 math skill pages. Here's a look at a few of them!

Name: _____

Making 5

Directions: In each five frame, draw more circles to make 5. Then write the matching addition sentence.

	
$2 + 3 = 5$	$4 + \underline{\quad} = 5$
	
$3 + \underline{\quad} = 5$	$0 + \underline{\quad} = 5$
	
$1 + \underline{\quad} = 5$	




Turkey No Prep Pack

Name: _____

Color by Ten Frame

Directions: Use the code to color the picture.

5 - yellow 6 - blue 7 - orange
8 - red 9 - brown 10 - green


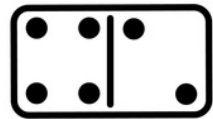

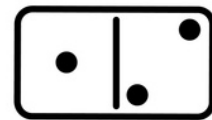






Turkey No Prep Pack

Name: _____

Domino Addition

Directions: Add by counting the dots on both sides of each domino. Write the equation.

 $3 + 1 = 4$	 $\underline{\quad} + \underline{\quad} = \underline{\quad}$	 $\underline{\quad} + \underline{\quad} = \underline{\quad}$
 $\underline{\quad} + \underline{\quad} = \underline{\quad}$	 $\underline{\quad} + \underline{\quad} = \underline{\quad}$	 $\underline{\quad} + \underline{\quad} = \underline{\quad}$
 $\underline{\quad} + \underline{\quad} = \underline{\quad}$		


November No Prep Pack

Name: _____

Turkey Subtraction

Directions: Subtract.

$2 - 0 = 2$	$4 - 4 =$
$4 - 1 =$	$2 - 1 =$
$5 - 3 =$	$5 - 4 =$
$3 - 1 =$	$4 - 2 =$
	$3 - 2 =$
	$5 - 0 =$



Turkey No Prep Pack

LITERACY SKILLS

Letter tracing
UC/LC letter matching
Beginning sounds
Middle vowel sounds
Sound isolation
Rhyming
Syllables
Word families
CVC words
Reading simple sentences







A CLOSER LOOK

There are 15 literacy skill pages. Here's a look at a few of them!

Name: _____

Turkey's Rhymes

Directions: Cut out the words. Find two words that rhyme with each word on the turkeys. Glue them next to the correct turkey.










 tap	<input type="text"/>	<input type="text"/>
 fin	<input type="text"/>	<input type="text"/>
 hog	<input type="text"/>	<input type="text"/>
 rug	<input type="text"/>	<input type="text"/>

Turkey No Prep Pack © Katie Roligan

Name: _____

A or E?

Directions: Write the missing vowel in each word.

 m__n	 h__t	 f__n
 b__d	 t__g	 v__t
 b__t	 p__n	

Turkey No Prep Pack © Katie Roligan

Name: _____

Short E Sorting

Directions: Cut out the words. Sort and glue each word into the correct word family.

_ed	_et
<input type="text"/>	<input type="text"/>

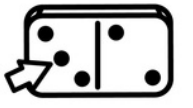








red	jet	net	lec
pet	fed	bed	we

Turkey No Prep Pack © Katie Roligan

Name: _____

Write the Word

Directions: Look at the picture. Write the word on the line.

 _____ _____	 _____ _____	 _____ _____
 _____ _____	 _____ _____	 _____ _____
 _____ _____	 _____ _____	 _____ _____

Turkey No Prep Pack © Katie Roligan

A CLOSER LOOK


Here are the writing pages included in the pack:

Name: _____

Colorful Feathers

Directions: Write one color name on each line. Then use that color to color the turkey.

red	orange	yellow
blue	purple	pink

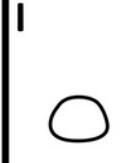
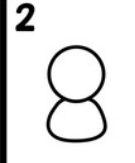





Turkey No Prep Pack


Name: _____

Let's Draw a Turkey

Directions: Follow the directions to draw a turkey. Then write about the turkey.

- 
- 
- 
- 

 _____


 _____


Turkey No Prep Pack © Katie Roligan


Name: _____


Turkey Writing

Write a sentence about each picture.










Turkey No Prep Pack

Name: _____

Turkey Label

Directions: Use the word bank to label the turkey.

wing	feather
foot	walk








Turkey No Prep Pack © Katie Roligan

Name: _____

Turkey Story

Write a story about the picture.

 turkey	
 ball	
 corn	
 house	

Turkey No Prep Pack © Katie Roligan

A CLOSER LOOK


Here are the fine motor pages included in the pack:

Name: _____

Turkey Rainbow

Directions: Trace the entire picture with _____

red orange
green brown




Turkey No Prep Pack

Name: _____

Feed the Turkey

Directions: Color the corn pieces. Cut them on the dots.




Turkey No Prep Pages

Name: _____

Turkey's Farm

Directions: Trace on the line with each color.

red




Turkey No Prep Pages

Name: _____

Turkey Race & Trace

Directions: Trace the lines from left to right.




Turkey No Prep Pack

Name: _____

Number Tracing




Directions: Find and trace each number.

1	2	3	4	5	6	7	8	9	10	11	12	13	14	15	16	17	18	19	20
---	---	---	---	---	---	---	---	---	----	----	----	----	----	----	----	----	----	----	----



Turkey No Prep Pack

WAYS TO USE THIS PACK



4 QUICK THINGS TO KNOW

- ① These pages are designed for kindergarten, but could be used in other grade levels and educational settings.
- ② These pages are not editable.
- ③ All pages print in black ink.
- ④ There is no prep required – just print and teach!

