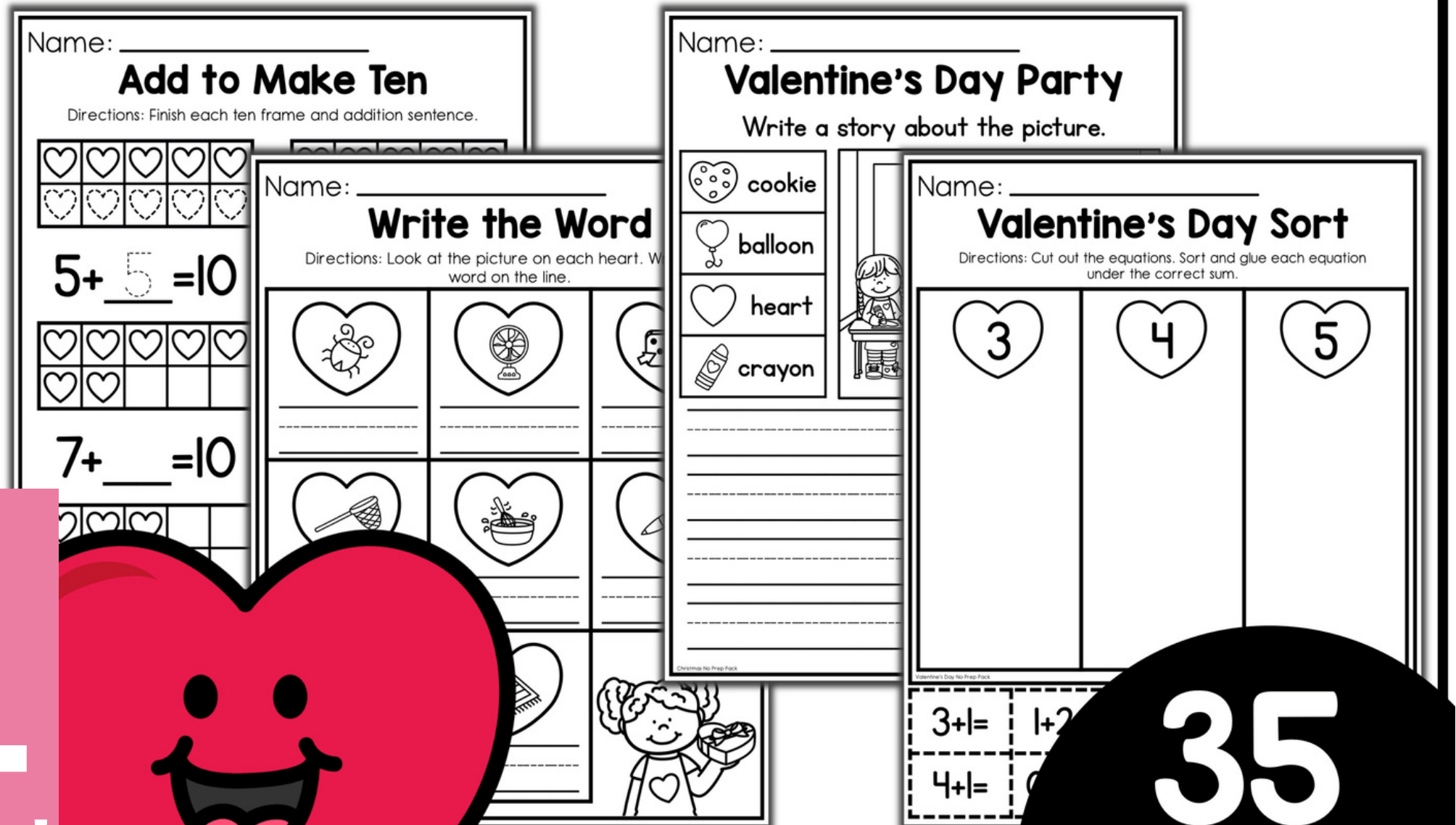



VALENTINE'S DAY NO PREP PACK

Reinforce kindergarten math, literacy, & writing skills with this Valentine's Day themed activity pack!



SCROLL

to take a look inside!



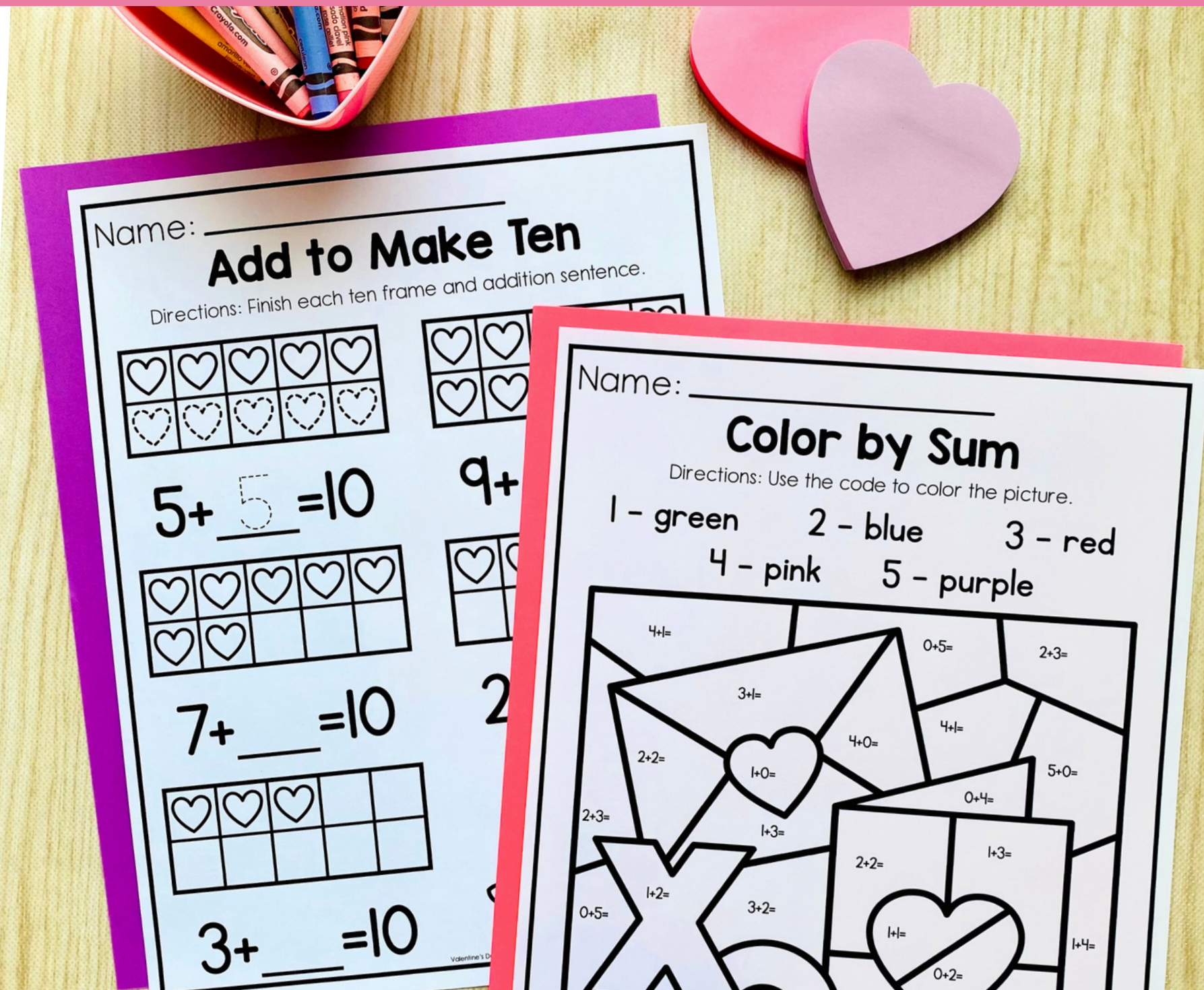
**35
PAGES!**

By Katie Roltgen

LOOKING FOR NO-PREP, HIGHLY MOTIVATING SKILL PRACTICE PAGES?

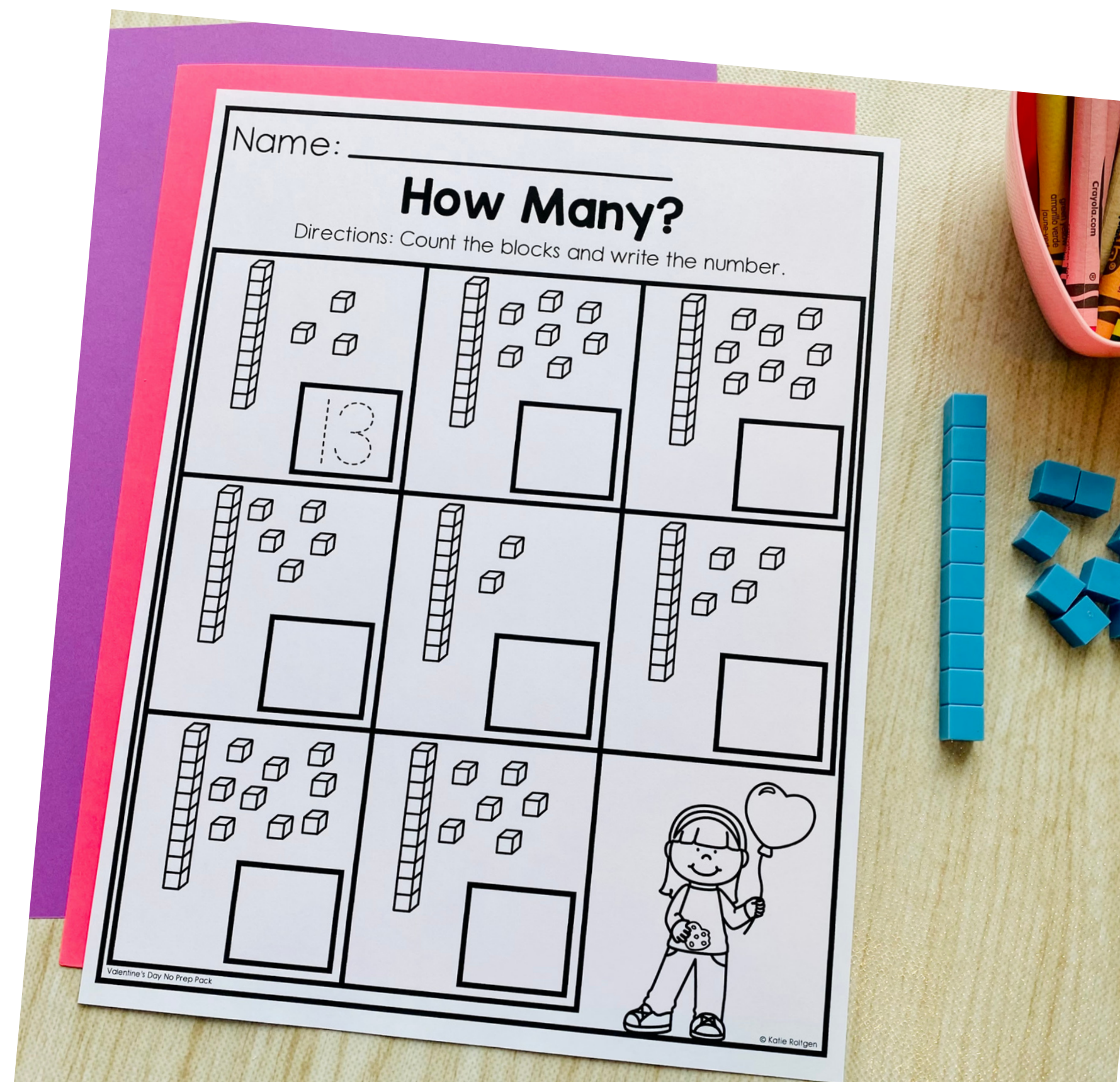
**This pack has 35
no-prep skill pages!**

- ✓ 15 math pages
- ✓ 15 literacy page
- ✓ 5 writing pages



MATH SKILLS

1:1 correspondence
Number order
Ten frames to 10
Real 3D objects
Base ten
Comparing numbers
Number bonds
Making 10
Addition and subtraction
within 10



A CLOSER LOOK

There are 15 math skill pages. Here's a look at a few of them!

Name: _____

Color by Shape

Directions: Color each object according to its shape.

This activity includes a legend with three color markers: red, purple, and pink. The red marker is next to a triangle, the purple marker is next to a cube, and the pink marker is next to a cylinder. Below the legend are various objects: a cone, a gift box, a drum, a box, a candle, a party hat, a cup, a cake, a girl, a can, a mug, a party hat, a megaphone, a can, a box, and an ice cream cone.

Valentine's Day No Prep Pack

Name: _____

Number Bonds

Directions: Write the missing number in each number bond.

This activity features five number bonds, each represented by a large heart at the top and two smaller hearts at the bottom. The numbers are: 3 (with 1 in the left heart and an empty heart on the right), 4 (with an empty heart on the left and 2 in the right heart), 5 (with an empty heart on the left and an empty heart on the right), 4 (with 4 in the left heart and an empty heart on the right), and 5 (with an empty heart on the left and 3 in the right heart).

Valentine's Day No Prep Pack

Name: _____

Heart Addition

Directions: Cut out the hearts at the bottom of the page. Use them to help solve the equations.

$3+4=$ $6+3=$

$8+2=$ $2+4=$

$4+4=$ $1+7=$

$4+5=$ $5+2=$

At the bottom of the page, there is a row of ten heart shapes, each enclosed in a dashed-line box for cutting out.

Valentine's Day No Prep Pack

Name: _____

Ten Frame Matching

Directions: Cut out the numbers. Glue each number next to the correct ten frame.

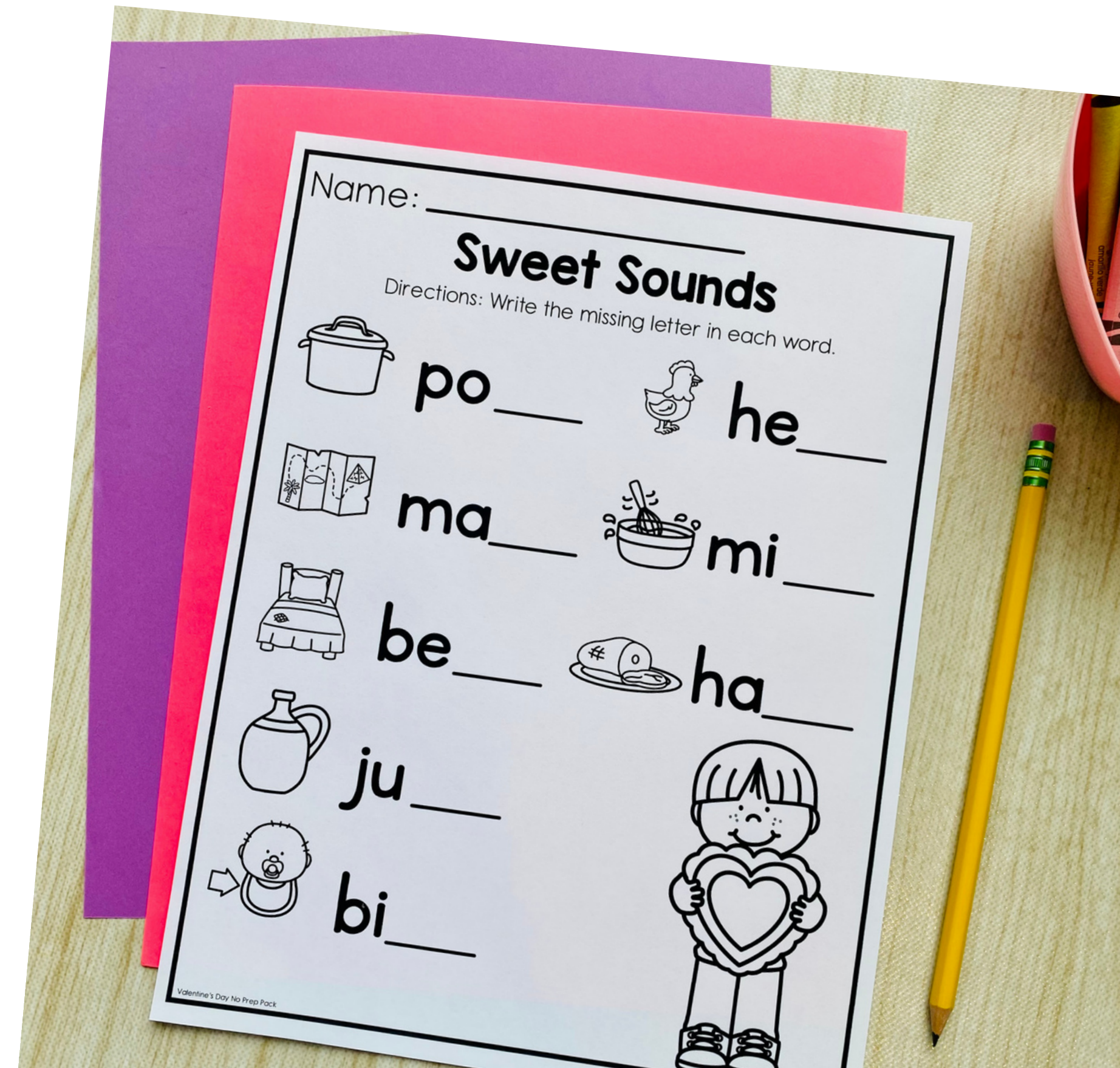
This activity contains six ten frames, each with a different number of hearts. The first four ten frames have 5, 6, 3, and 4 hearts respectively. The last two ten frames have 5 and 4 hearts respectively. To the right of the ten frames is a girl blowing bubbles.

3 5 9 6 10 7 8 4

Valentine's Day No Prep Pack

LITERACY SKILLS

Letter sounds
Sound isolation
Missing sounds
CVC words
Rhyming words
Letter tracing
CVC word distinguishing








A CLOSER LOOK

There are 15 literacy skill pages. Here's a look at a few of them!

Name: _____

Colorful Candy Hearts

Directions: Use the code to color the candy hearts.

 = pink	 = orange	 = yellow
 = green	 = purple	



















pin	rug	hen	bag	dog
hen	pin	bag	dog	rug
dog	rug	hen	pin	
rug	hen	bag	pin	dog

Valentine's Day No Prep Pack

Name: _____

Middle Sound Hearts

Directions: For each picture, color the heart that shows the correct vowel.




	 		 
	 		 
	 		 


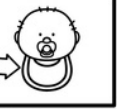

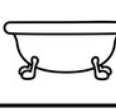




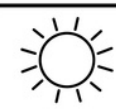

Valentine's Day No Prep Pack

Name: _____

Valentine's Day Mail

Directions: Cut out the pictures. Sort and glue each word based on its middle.


				
				

Valentine's Day No Prep Pack

Name: _____

Serving Up Rhymes

Directions: For each word, write two words that rhyme.

cap	hot	lip
tap	_____	_____
run	pen	
_____	_____	

Valentine's Day No Prep Pack

WAYS TO USE THIS PACK

**Whole group
skill
practice**

Sub tubs

**Small group
skill
practice**

**With a
Valentine's
Day read
aloud**

and more!

4 QUICK THINGS TO KNOW

- ① These pages are designed for kindergarten, but could be used in other grade levels and educational settings.
- ② These pages are not editable.
- ③ All pages print in black ink.
- ④ There is no prep required – just print and teach!

